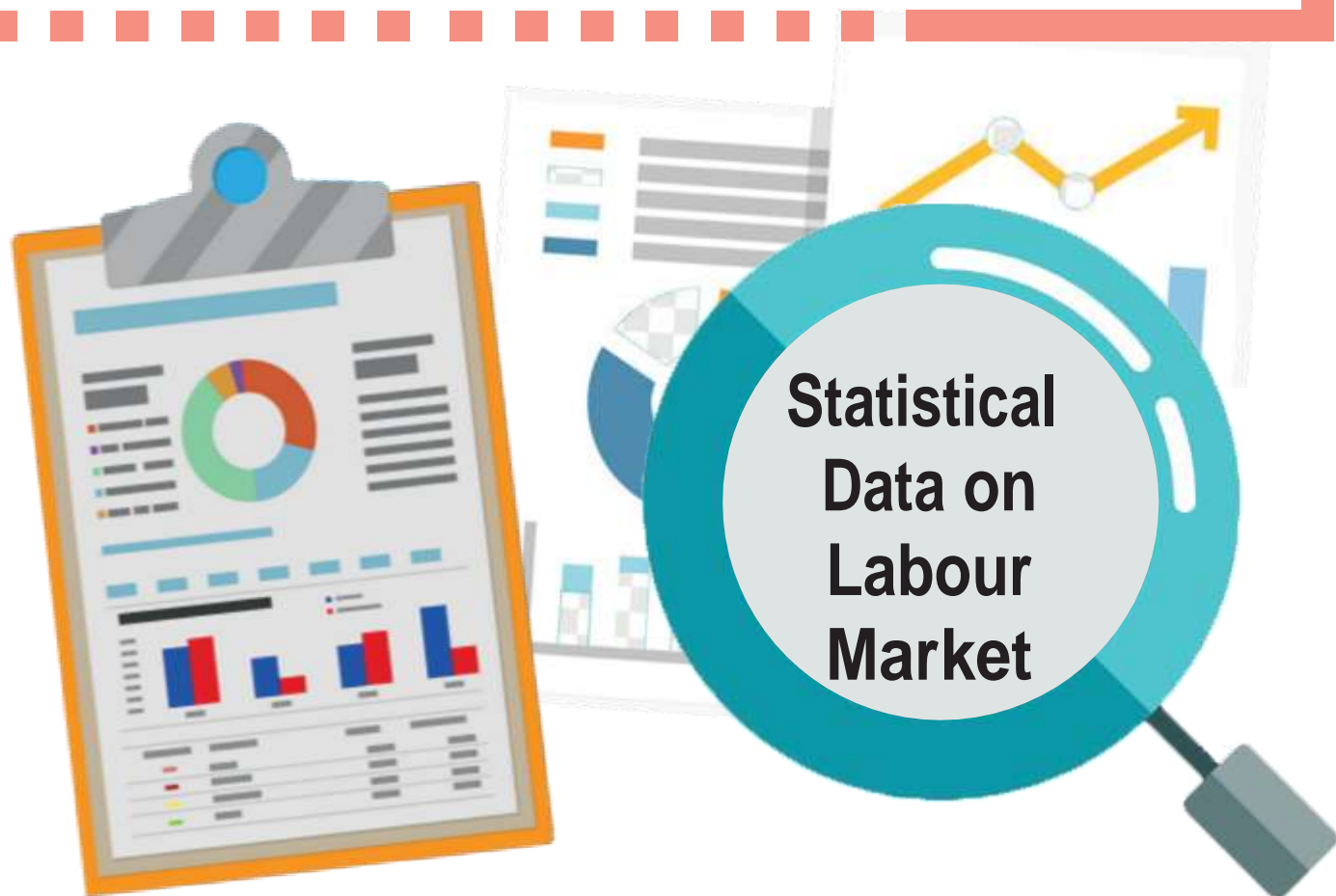


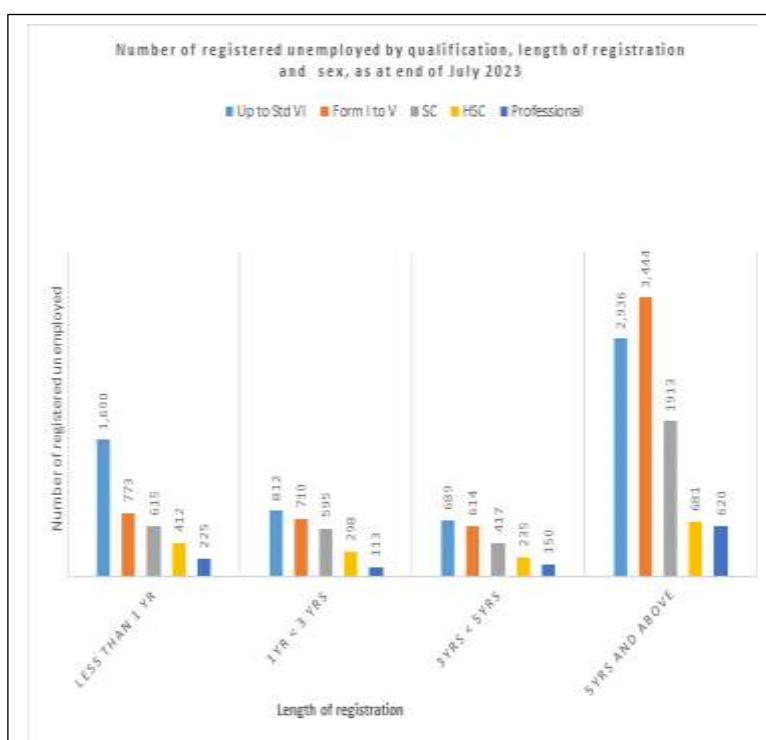
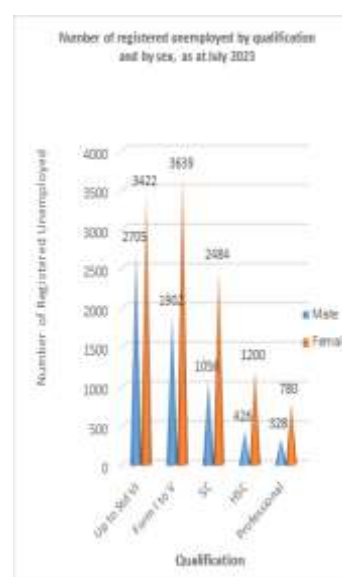
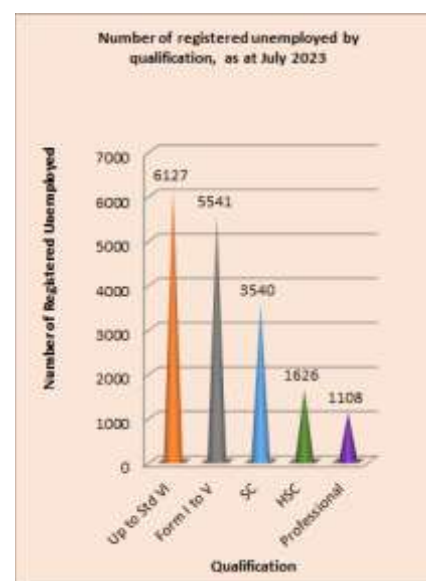
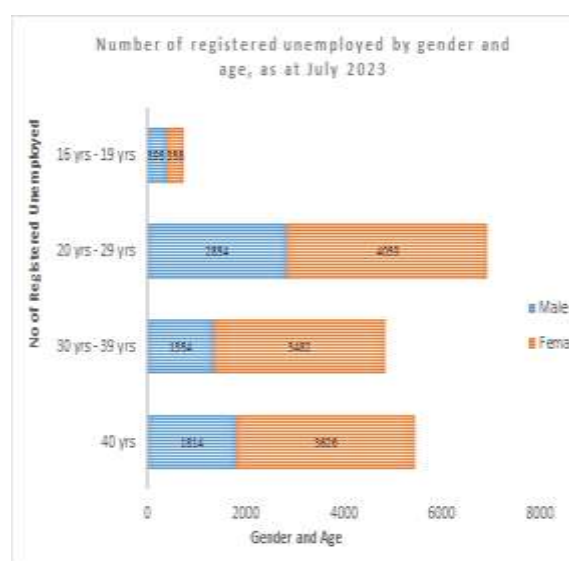
NATIONAL EMPLOYMENT DEPARTMENT  
MONTHLY BULLETIN  
JULY 2023



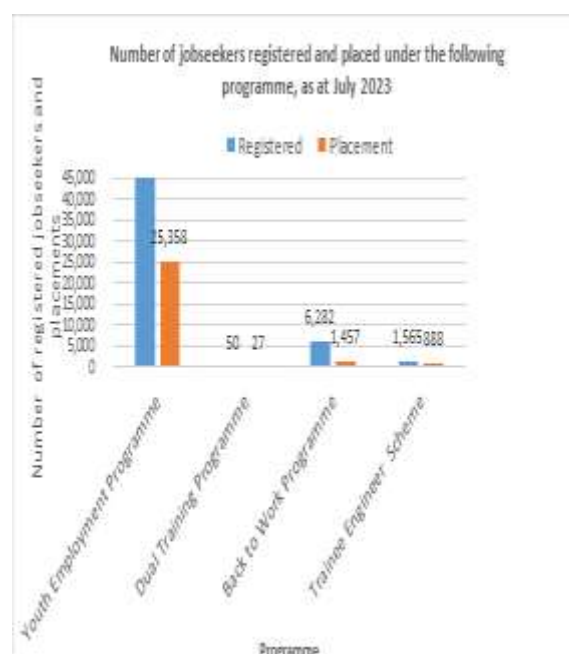
37,844 jobseekers seeking employment including (17,942) as unemployed or a better job (19,902) as at end of July 2023



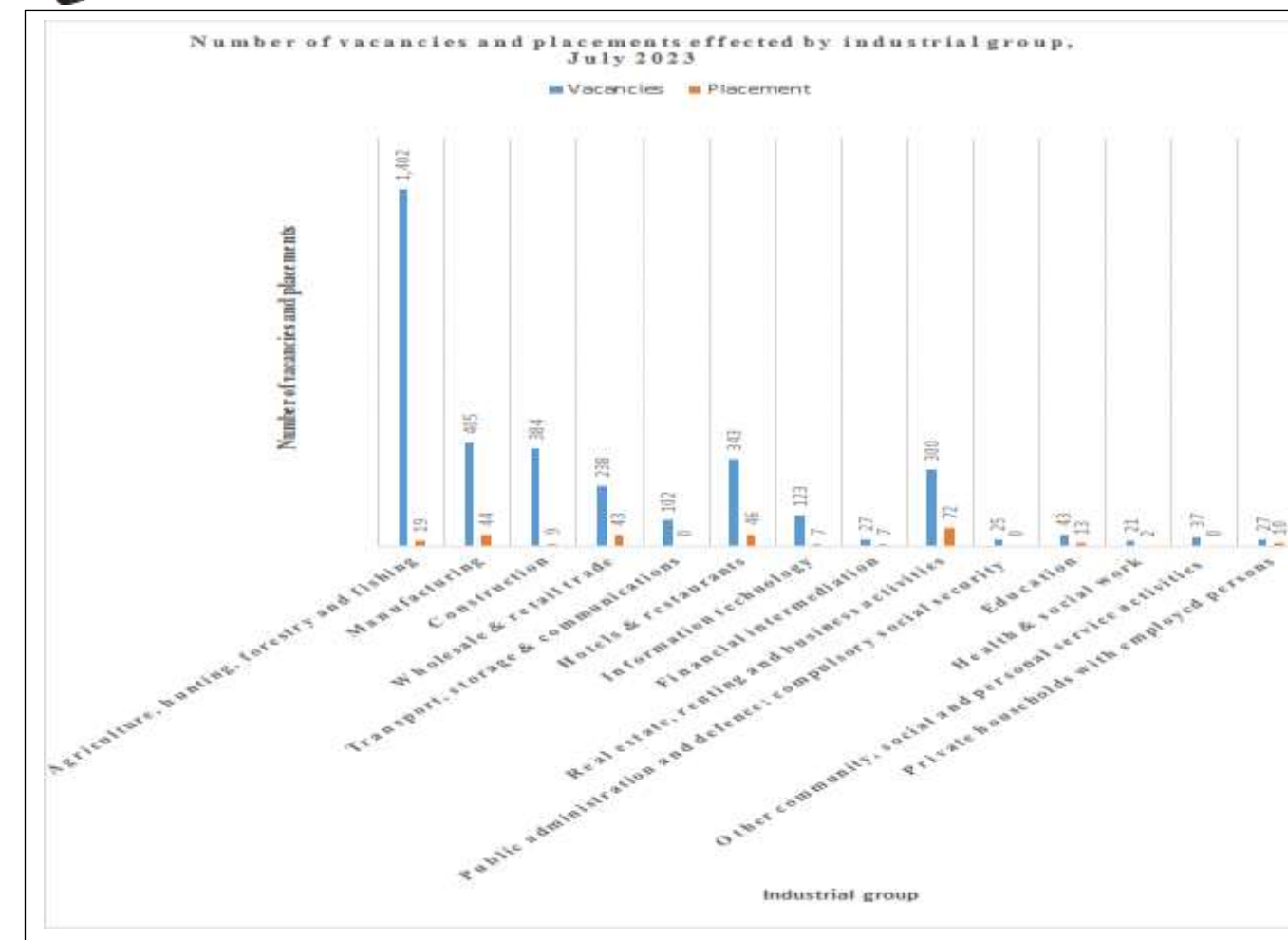
### Profiling of unemployed jobseekers



### Training Programmes



## Vacancies & Placement – Industrial Group



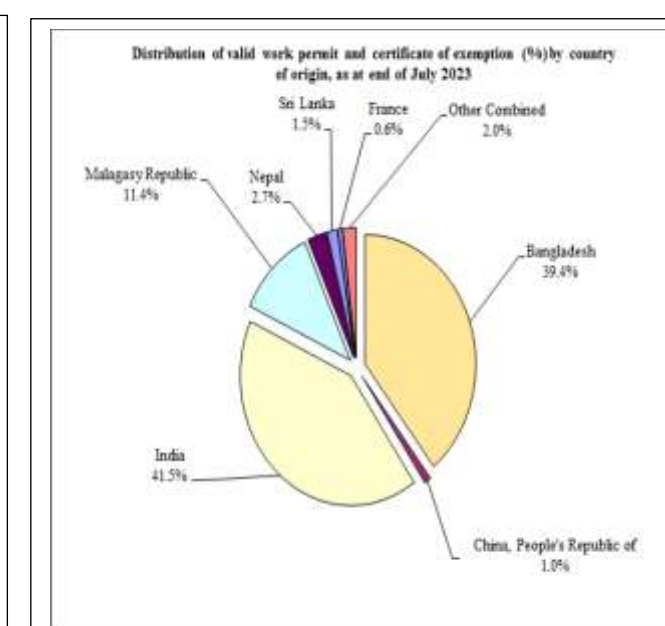
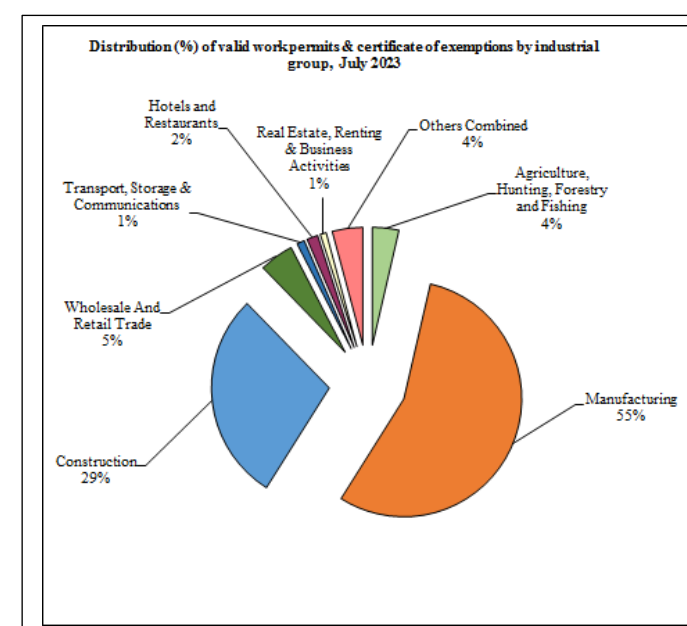
### Foreign Workers (Work Permits and Certificate of Exemption: 36 490)




Male: 31 636



Female: 4 854





Please Open To View

# National Employment Department Monthly Bulletin - July 2023

## CONTENTS

	Page
<b>Fact Sheet on Labour Market Indicators</b>	4a - 4b
<b>Section 1 - Registered unemployed in Mauritius</b>	
<b>1. Introduction</b>	6 - 19
<b>2. Registered jobseekers, as at the end of July 2023</b>	6 - 10
Table 1 - Number of registered Unemployed and In Employment jobseekers by sex, as at end of July 2023	6
Table 2 - Registered unemployed jobseekers by age group and sex, as at end of July 2023	7
Table 3 - Registered unemployed jobseekers by qualification and sex, as at end of July 2023	8
<b>3. In employment and seeking another job</b>	10
<b>4. De-registration</b>	10
<b>5. Vacancies</b>	10 - 11
Table 4 - Number of vacancies notified in July 2023	10
Table 4a - Number of vacancies notified by occupation (20 and more) in July 2023	11
<b>6. Workfare Programme</b>	12
Table 5 - Laid off workers registered and redeployed for the month of July 2023	12
<b>7. Magazine de L'Emploi et des Metiers</b>	12
Table 6 - Statistics on Magazine de L'Emploi et des Metiers, as at 31 July 2023	12
<b>8. Website of National Employment Department</b>	13
Table 7 - Statistics on the website	13
<b>9. Youth Employment Programme, Dual Training Programme, Back to Work Programme and Trainee Engineer Scheme</b>	13 - 16
<b>10. Career Guidance Service Unit</b>	16
<b>11. Job Placement</b>	17 - 18
Table 8 - Type of placements by sex, July 2023	18
<b>12. Work Permits and Certificates of Exemption</b>	18 - 19
Table 9 - Number of registered unemployed by qualification, length of registration, sex & age group, as at end of July 2023	20 - 20a
10 - Number of registered Unemployed and In Employment jobseekers by EIC and sex, as at end of July 2023	21
11 - Change in number of registered unemployed by age group & sex, June 2023 - July 2023	22
12 - Number of registered unemployed by occupational group & sex, as at end of July 2023	22
13 - Number of registered unemployed by district and sex, as at end of July 2023	24
14 - Number of registered unemployed by locality and sex, as at the end of July 2023	24 - 26
15 - Number of registered unemployed with disabilities by nature of disability and sex, as at end of July 2023	27

Table 16	- Number of unemployed new registrants, re-registrants & those who reported for maintaining their registration by Employment Information Centre & sex, July 2023	28
17	- Change in the number of new unemployed registrants by educational attainment & sex, June 2023 - July 2023	29
18	- Number of new unemployed registrants by educational attainment, sex & age group, July 2023	29
19	- Number of new unemployed registrants by occupational group and sex, July 2023	30
20	- Number of In Employment new registrants, re-registrants & those who reported for maintaining their registration by Employment Information Centre & sex, July 2023	30
21	- Number of Unemployed and In Employment jobseekers de-registered by EIC and sex, July 2023	31
22	- Number of vacancies notified in EICs by industrial group and sex, July 2023	32
23	- Number of vacancies notified in the press by industrial group and sex, July 2023	32
24	- Number of vacancies notified in the press and in EICs by industrial group and skill level, July 2023	33
25	- Change in number of vacancies notified in the press and in EICs by industrial group, June 2023- July 2023	35
26	- Number of placements effected under the Youth Employment Programme by industrial group and sex, July 2023	36
27	- Result of submission of candidates to employers for job placement effected in July 2023	37
28	- Number of placements effected by industrial group, occupation and sex, July 2023	38 - 41

### Work Permits and Certificates of Exemption

Table 29	- Number of new work permits issued by industrial group, occupation and sex, July 2023	43 - 44
30	- Number of work permits renewed by industrial group, occupation and sex, July 2023	45 - 48
31	- Number of new work permits issued and renewed work permits by country of origin and sex, July 2023	49
32	- Number of new and renewed work permits by industrial group and sex, July 2023	51
33	- Number of certificates of exemption issued and renewed by country of origin & sex, July 2023	52
34	- Number of valid work permits and certificates of exemption by industrial group & sex, as at end of July 2023	53
35	- Number of valid work permits (more than 50) by occupation, as at end of July 2023	54 - 55
36	- Number of valid work permits and certificates of exemption by country of origin & sex, as at end of July 2023	56 - 57
37	- Number of valid work permits and certificates of exemption by industrial group and country of origin & sex, as at end of July 2023	58 - 61
38	- Number of valid work permits and certificates of exemption by industrial group, occupation & sex, as at end of July 2023	62 - 88

### Section 2 - Registered unemployed in the Island of Rodrigues 90 - 91

Table 1.1	- Number of registered unemployed and in employment jobseekers by sex, as at end of July 2023	90
1.2	- Number of registered unemployed and in employment by sex and age group, as at end July 2023	90
1.3	- Registered unemployed jobseekers by qualification & sex, as at end of July 2023	91
1.4	- Number of registered unemployed by qualification, length of registration, sex & age group, as at end of July 2023	92 - 93
1.5	- Number of registered unemployed by occupational group & sex, as at end of July 2023	95
1.6	- Number of Unemployed and In Employment new registrants, re-registrants & those who reported for maintaining their registration by sex, July 2023	95
1.7	- Number of registered unemployed with disabilities by nature of disability and sex, as at end of July 2023	96

## FIGURES

### ISLAND OF MAURITIUS

Figure 1	- Registered unemployed by educational attainment, as at end of July 2023	23
2	- Number of registered unemployed by age group & sex, as at end of July 2023	23
3	- Number of vacancies by industrial group, July 2023	34
4	- Distribution (%) of vacancies by skill level, July 2023	34
5	- Distribution (%) of new work permits & renewed work permits by country of origin, July 2023	50
6	- Number of new work permits issued & renewed work permits by industrial group, July 2023	50

### ISLAND OF RODRIGUES

Figure 7	- Registered unemployed by educational attainment, as at end of July 2023	94
8	- Number of registered unemployed by age group & sex, as at end of July 2023	94

**Fact Sheet on Labour Market Indicators: Human Resource Development and Training Division**

<b>Indicators</b>	<b>Jun-23</b>	<b>Jul-23</b>	<b>Change</b>	<b>% Change</b>
<b>Registered jobseekers</b>	<b>38,670</b>	<b>37,844</b>	<b>-826</b>	<b>-2</b>
Male	16,898	16,500	-398	-2
Female	21,772	21,344	-428	-2
<b>Registered unemployed jobseekers</b>	<b>18,573</b>	<b>17,942</b>	<b>-631</b>	<b>-3</b>
Male	6,673	6,417	-256	-4
Female	11,900	11,525	-375	-3
<b>Registered In employment jobseekers</b>	<b>20,097</b>	<b>19,902</b>	<b>-195</b>	<b>-1</b>
Male	10,225	10,083	-142	-1
Female	9,872	9,819	-53	-1
<b>Registered unemployed professional jobseekers</b>	<b>1,157</b>	<b>1,108</b>	<b>-49</b>	<b>-4</b>
Male	347	328	-19	-5
Female	810	780	-30	-4
<b>Registered unemployed youth jobseekers (16 - 35 years)</b>	<b>11,218</b>	<b>10,807</b>	<b>-411</b>	<b>-4</b>
Male	4,340	4,166	-174	-4
Female	6,878	6,641	-237	-3
<b>Registered new unemployed jobseekers</b>	<b>572</b>	<b>500</b>	<b>-72</b>	<b>-13</b>
Male	236	217	-19	-8
Female	336	283	-53	-16
<b>Registered unemployed jobseekers with disabilities</b>	<b>133</b>	<b>124</b>	<b>-9</b>	<b>-7</b>
Male	90	88	-2	-2
Female	43	36	-7	-16
<b>Vacancies notified or advertised</b>	<b>2,861</b>	<b>3,477</b>	<b>616</b>	<b>22</b>
Employment Information Centres	2,318	3,113	795	34
Press	543	364	1,380	254
<b>Jobseekers referred for vacancies notified</b>	<b>3,068</b>	<b>2,351</b>	<b>-717</b>	<b>-23</b>
Male	1,311	1,107	-204	-16
Female	1,757	1,244	-513	-29
<b>Jobseekers placed</b>	<b>489</b>	<b>951</b>	<b>462</b>	<b>94</b>
Male	201	547	346	172
Female	288	404	116	40
<b>Valid work permits</b>	<b>30,907</b>	<b>31,076</b>	<b>169</b>	<b>1</b>
Male	26,164	26,359	195	1
Female	4,743	4,717	-26	-1
<b>Valid certificates of exemption</b>	<b>5,416</b>	<b>5,414</b>	<b>-2</b>	<b>0</b>
Male	5,279	5,277	-2	0
Female	137	137	0	0

For more information, visit the website of the Human Resource Development and Training Division:  
<https://mauritiusjobs.govmu.org>

### Fact Sheet on Labour Market Indicators: Statistics Mauritius

Indicators	1 <sup>st</sup> Quarter 2023	2 <sup>nd</sup> Quarter 2023
<b>Active Population ( Labour Force)</b>	<b>591,200</b>	<b>591,300</b>
Male	345,900	343,600
Female	245,300	247,700
<b>Activity rate (%)</b>	<b>58.3</b>	<b>58.2</b>
Male	70.3	69.8
Female	47.0	47.3
<b>Employed population</b>	<b>551,800</b>	<b>553,200</b>
Male	327,300	328,000
Female	224,500	225,200
<b>Unemployed population</b>	<b>39,400</b>	<b>38,100</b>
Male	18,600	15,600
Female	20,800	22,500
<b>Unemployed with tertiary qualifications</b>	<b>8,000</b>	<b>6,300</b>
Male	3,400	3,100
Female	4,600	3,200
<b>Unemployed youth (16-35 years)</b>	<b>27,100</b>	<b>25,900</b>
Male	12,900	11,900
Female	14,200	14,000
<b>Unemployment rate (%)</b>	<b>6.7</b>	<b>6.4</b>
Male	5.4	4.5
Female	8.5	9.1
	<b>2022<sup>1</sup></b>	<b>2023<sup>2</sup></b>
GDP Growth Rate at market prices (%)	+8.9	+6.8
	<b>March 2023</b>	<b>June 2023</b>
The Headline Inflation Rate (%) for year and for twelve months ending	11.1	10.5

For more information, visit the website of Statistics Mauritius: <https://statsmauritius.govmu.org>

<sup>1</sup> Revised

<sup>2</sup> Forecast



# SECTION I



## National Employment Department Monthly Bulletin – July 2023

### 1. Introduction

This is a monthly bulletin prepared by the Ministry of Labour, Human Resource Development and Training to present data on registered unemployed, vacancies, placements of jobseekers and work permits. This present issue refers to the month of July 2023 for the Island of Mauritius and Island of Rodrigues.

The data are compiled based on information collected at the thirteen Employment Information Centres (EICs) throughout the island and at the different units of the National Employment Department.

Registered unemployed comprise new registrants, re-registrants and those maintaining their registration. “New registrants” refers to new jobseekers wishing to be placed on the live register of unemployed of the National Employment Department. “Re-registrants” refers to those who have ceased registration for a period not exceeding two years, and come back to be re-admitted on the live register. If the break is more than two years then the case will be considered as a new one.

### 2. Registered jobseekers as at the end of July 2023

The total number of registered unemployed at the end of July 2023 stood at 17,942 (6,417 males and 11,525 females). These figures include laid off workers who are registered under the Workfare Programme.

In addition to registered unemployed, 19,902 jobseekers (10,083 males and 9,819 females), who though already in employment, were registered at the Employment Information Centres, in search of a better job.

**Table 1 - Number of registered Unemployed and In Employment jobseekers by sex, as at end of July 2023**

<b>Registered Jobseekers</b>	<b>Male</b>	<b>Female</b>	<b>Both sexes</b>
Unemployed	6,417	11,525	17,942
In Employment	10,083	9,819	19,902
<b>Total</b>	<b>16,500</b>	<b>21,344</b>	<b>37,844</b>

## 2.1 Distribution of registered unemployed by sex and age, qualification, length of registration, occupational group, district, locality and disability as at the end of July 2023

### 2.1.1 Distribution by sex and age (Tables 2 and 9)

The proportion of females among the registered unemployed was 64% against 36% for males. The proportion of registered unemployed aged between 16 and 29 years was 51% for males and 38% among females respectively. The mean age worked out to 34 years for male and 36 years for female jobseekers. The table below provides for the profile of registered unemployed jobseekers by age group.

**Table 2 - Registered unemployed jobseekers by age group and sex, as at end of July 2023**

Age group	Male		Female		Total	
	Number	%	Number	%	Number	%
16-29	3,249	51	4,417	38	7,666	43
30-34	808	13	1,887	16	2,695	15
35-39	546	9	1,595	14	2,141	12
40-44	585	9	1,755	15	2,340	13
45-49	457	7	1,122	10	1,579	9
50-54	316	5	420	4	736	4
55-65	456	7	329	3	785	4
<b>Total</b>	<b>6,417</b>	<b>100</b>	<b>11,525</b>	<b>100</b>	<b>17,942</b>	<b>100</b>

### 2.1.2 Distribution by qualification (Table 9)

Among the registered unemployed, some 25% have never been to school or did not pass the Certificate of Primary Education; while about 9% possessed the CPE as the only qualification. Another 31% have followed secondary education (Form I to V), without passing the School Certificate. The proportion of registered unemployed with SC, HSC and tertiary education were 20%, 9% and 6% respectively.

In general, female registered unemployed are more qualified than their male counterparts. The percentage of males and females who did not possess their Certificate of Primary Education was 32% and 21% respectively. On the other hand, 16% of males and 22% of females registered unemployed have attained the School Certificate, 7% of males and 10% of females the Higher School Certificate and 5% of males and 7% of females as professionals. The next table provides for the profile of registered unemployed jobseekers by qualification and sex.

**Table 3 - Registered unemployed jobseekers by qualification and sex, as at end of July 2023**

Qualification	Male		Female		Total	
	Number	%	Number	%	Number	%
Education Nil + Std VI Failed	2,046	32	2,468	21	4,514	25
Standard VI Passed	659	10	954	8	1,613	9
Form I to V (including SC failed)	1,902	30	3,639	32	5,541	31
SC	1,056	16	2,484	22	3,540	20
HSC	426	7	1,200	10	1,626	9
Professional	328	5	780	7	1,108	6
<b>Total</b>	<b>6,417</b>	<b>100</b>	<b>11,525</b>	<b>100</b>	<b>17,942</b>	<b>100</b>

### ***2.1.3 Distribution by length of registration (Table 9)***

Out of the 17,942 registered unemployed as at the end of July 2023, 21% have registered for less than one year and 14% have been registered for a period between one and three years. It is to be noted that 53% have been on the registration list for five years or more. On average, an unemployed has been in registration for 3.5 years. The average length of registration for females being slightly higher than that of males, 3.7 years compared to 3.2 years.

### ***2.1.4 Number of registered unemployed & In employment by EICs & Gender (Table 10)***

Table 10 provides for the number of registered Unemployed and In Employment jobseekers by EIC and sex, as at the end of July 2023.

### ***2.1.5 Comparison with the previous month (Table 11)***

Compared to June 2023, the number of registered unemployed has decreased by 631 from 18,573 from June 2023 to 17,942 for July 2023 (Table 11).

### ***2.1.6 Distribution by occupational group (Table 12)***

Registered unemployed are classified into occupational groups according to their previous work experience or their technical or professional qualifications. Among the 17,942 unemployed registrants, (25%) were classified as “Clerical Support Workers”, (23%) were classified as “Service and Sales Workers” and (17%) were engaged in “Elementary Occupations. About (5%) had never worked and did not possess any technical or professional qualifications while (5%) were classified as “Managers; Professionals”.

### **2.1.7 Geographical distribution (Tables 13 & 14)**

Table 13 gives the distribution of registered unemployed by district and sex. An analysis of registered unemployed by locality shows that the region of Port Louis had the greatest number of registered unemployed (1,992) followed by Quatre Bornes and Vacoas (911 and 792 respectively). The lowest number of registered unemployed are at Tamarin (26), followed by Case Noyale (42) and Mont Roches (46).

### **2.1.8 Registered unemployed with disabilities (Table 15)**

Among the 17,942 unemployed registrants, 124 persons with disabilities were looking for work comprising of 88 males and 36 females. Table 15 gives the number of registered unemployed with disabilities by their type of disability.

## **2.2 New registration, re-registration and maintaining registration in July 2023**

### **2.2.1 New registration**

In July 2023, 500 persons (217 males and 283 females) have registered themselves as unemployed for the first time (Table 16). Compared to June 2023, the number of new unemployed registrants has decreased by 72, from 572 for June 2023 to 500 for July 2023 (Table 17).

About 65% of the new registrants were aged between 16 and 29 years old and 16% were aged between 30 and 39 years old. Those aged 40 years and above amounted to 95 i.e. 19% (Table 18).

Among the new unemployed registrants, for the month of July 2023, 277 (55%) have never been to school or have attained only primary school level. Of these 86 (31%) have achieved the Certificate of Primary Education. Some 10% have followed the secondary education without passing the School Certificate; 8% had the School Certificate and 14% possessed the Higher School Certificate as their highest qualification. Among the new registrants, 63 (13%) were holders of professional qualifications (Table 18).

Out of the 500 new registrants, 37 persons had neither worked before nor undergone any technical or professional training. Some 19% had previous work experience or were qualified to work as “Clerical Support Workers” and 24% of the new unemployed registrants were classified under “Service and sales workers”. About 22% had been engaged in “Elementary Occupations”. Among the new registered unemployed, 26 (5%) had work experience or were qualified as “Managers; Professionals” (Table 19).

### **2.2.2 Re-registration and maintaining registration**

The total number of re-registration for the month of July 2023 stood at 855 (369 males and 486 females). A total of 4,025 unemployed persons (1,383 males and 2,642 females) reported to the Employment Information Centres to maintain their registration (Table 16).

### 3. In employment and seeking another job

During the month of July 2023, 909 persons who, though already in employment, registered themselves at the Employment Information Centres in search of better jobs. Among them, 155 (79 males and 76 females) were new registrants and 754 (428 males and 326 females) were re-registrants (Table 20).

There were also 4,998 registrants, in employment, who reported to the Employment Information Centres to maintain their registration comprising of 2,461 males and 2,537 females.

### 4. De-Registration

De-Registration refers to jobseekers who fail to maintain their registration during the month and consequently their applications are removed from the live register and placed in a dormant register.

During the month of July 2023, 3,128 (1,477 males and 1,651 females) jobseekers have de-registered their application as jobseeker, out of which 1,718 (707 males and 1,011 females) were unemployed jobseekers and 1,410 (770 males and 640 females) as in employment jobseekers (Table 21).

### 5. Vacancies

In July 2023, vacancies notified to the Employment Information Centres numbered to 3,113. The highest number of vacancies being, 1,324 was advertised in the “*Agriculture, hunting, forestry and fishing*” sector (Table 22).

A total of 364 vacancies has been notified in the press during the month of July 2023. The highest of the vacancies were from ‘*Construction*’ sector with 175 vacancies (Table 23).

Overall, the total number of vacancies notified for the month of July 2023 was 3,477. The next table provides for the number of vacancies notified in July 2023.

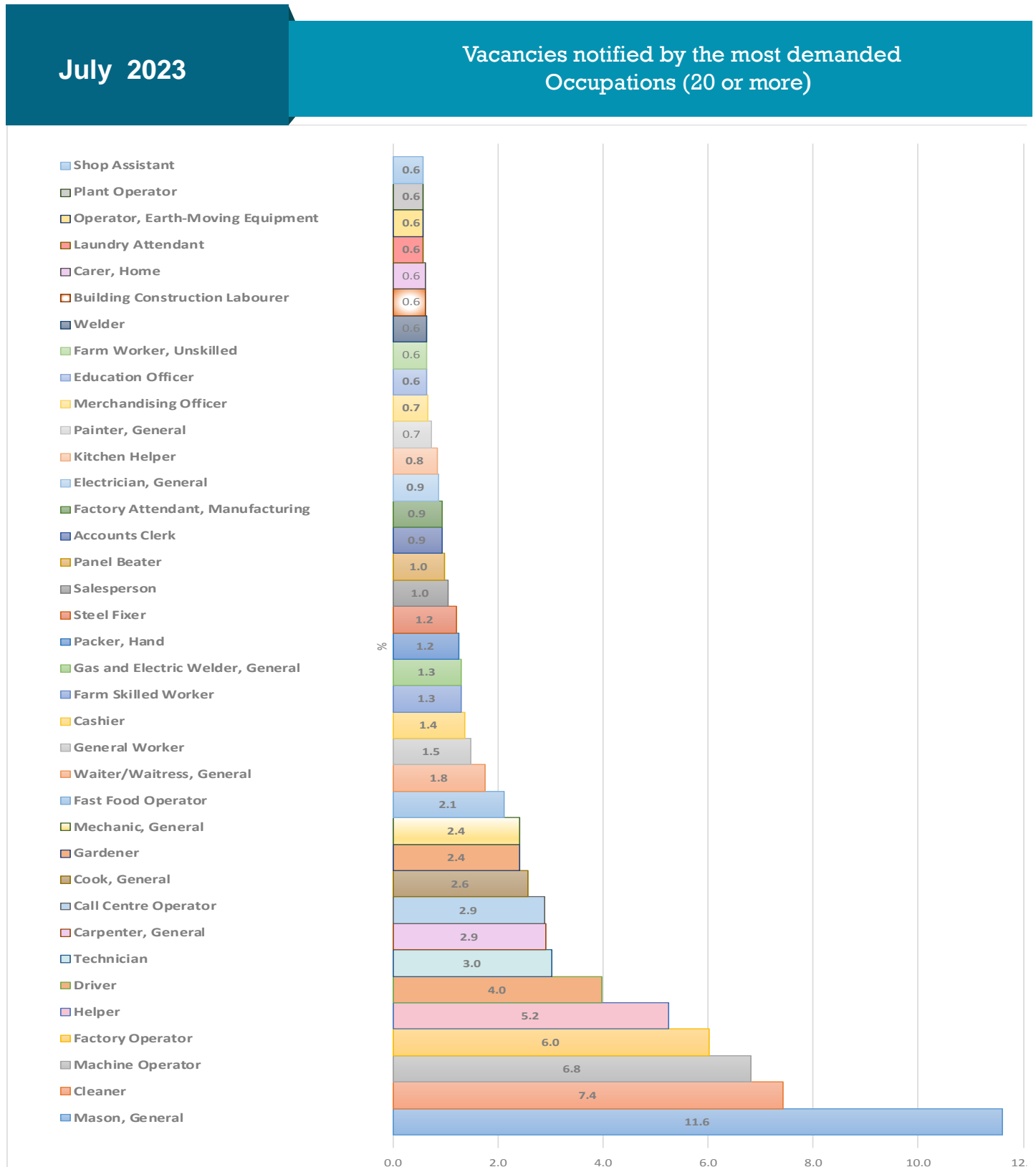
**Table 4 - Number of vacancies notified in July 2023**

<b>Notification</b>	<b>Male</b>	<b>Female</b>	<b>Either male or female</b>	<b>Total</b>
EICs	1,376	122	1,615	3,113
Press	0	0	364	364
<b>Total</b>	<b>1,376</b>	<b>122</b>	<b>1,979</b>	<b>3,477</b>

Table 24 shows the distribution of vacancies by industry and skill level. Compared to June 2023, the number of vacancies for the month of July 2023 has increased by 616 as shown in Table 25.

The next table provides for the number of vacancies notified by the most demanded occupations in July 2023.

**Table 4a:**



The most demanded vacancies in July 2023 represent 11.6% for Mason, General, 7.4% for Cleaner and 6.8% for Machine Operator.

## 6. Workfare Programme

The role of the National Employment Department is to facilitate redeployment of laid-off workers for those who have opted for job placement. The laid off workers are eligible to a Transitional Unemployment Benefit (TUB) for a period of maximum 12 months.

The number of laid-off workers still registered under the Workfare Programme as at 31 July 2023 stood at 3,054 (1,884 males, 1,170 females).

For the month of July 2023, 183 laid off workers (96 males, 87 females) were registered. 233 laid off workers (214 males, 19 females) were placed during the same month.

**Table 5 - Laid off workers registered and redeployed for the month of July 2023**

Reported to National Employment Department for Redeployment			Redeployed		
Male	Female	Total	Male	Female	Total
96	87	183	214	19	233

## 7. Magazine de L'Emploi et des Metiers



During the month of July 2023, 4 programmes consisting of 346 vacancies were broadcast. Reportages were conducted on the agricultural sector, the lean six sigma award ceremony and the UOM career fair during the month of July 2023. 21 jobseekers (14 males and 7 females) were placed during the said month.

Since the start of the programme in 21 April 2007, the number of jobseekers placed has reached 12,060.

**Table 6 - Statistics on Magazine de L'Emploi et des Metiers as at 31 July 2023**

Number of programmes broadcast	<b>957</b>
Number of vacancies broadcast	<b>188,698</b>
Number of placement	<b>12,060</b>



**8. The website of National Employment Department:** <https://mauritiusjobs.govmu.org>



The website <https://mauritiusjobs.govmu.org> was launched in September 2014. The objective of the website is as follows:

- To have a dedicated and state of the art interactive website for jobseekers and employers that will be more user-friendly and responsive.
- To incorporate overseas vacancies notified in the context of the International Organization for Migration (IOM).
- To provide a quicker search engine both for jobseekers and employers.

**The Benefits of the Website are:**

- Jobseekers can view latest vacancies both local and abroad
- Jobseekers can apply for jobs directly
- Employers can upload their vacancies and effect quick search for potential candidates.
- Employers can view profiles of candidates, CVs, references and qualifications.
- Free of cost and accessible to intended users even on smart phones, tablets and laptops and will be linked to all the other related stakeholders dealing with employment issues.

**Table 7 - Statistics on the website**

Type of statistics	For the month of July 2023	As at the end of July 2023
Number of jobseekers registered	83 (46 males and 37 females)	50,789
Number of employers registered	86	6,221
Number of vacancies posted	469	36,679
Number of jobseekers placed	1(1 female)	356

**9. Youth Employment Programme, Dual Training Programme, Back to Work Programme and Trainee Engineer Scheme**



**9.1 The Youth Employment Programme (YEP)** which started in 2013 is meant for unemployed youth aged between 16 and 35 years and provides them with training and placement in an enterprise for an initial period of one year with the possibility of one additional year of placement with another enterprise. The Programme provides for the payment of a monthly stipend to the youth as follows:

HSC : Rs 8,000  
 Diploma : Rs 10,000  
 Graduates: Rs 15,000

50% of the stipend is refunded to the employer by Government as well as 50% of the training cost up to a maximum of Rs 7,500 per youth.

Since December 2015, the YEP has been extended to the public sector.

According to the YEP Secretariat, there is a total number of 45,497 (19,887 males and 25,610 females) youth registered with YEP as at 31 July 2023.

The number of Employers registered with YEP is 7,730, out of which 38% are actively participating in the recruitment process.

The number of jobseekers placed in companies through the YEP as at 31 July 2023 is 25,358 (11,308 males and 14,050 females). 39 (7 males and 32 females) jobseekers were placed in the public and private sectors. 28 jobseekers (6 males and 22 females) were placed in the private sector out of which 25% in “*Transportation and Storage*” sector, 18% in “*Professional, Scientific & Technical Activities*” sector and 14% in “*Financial and Insurance Activities*” sector (Table 26). The remaining 11 (1 male and 10 females) jobseekers were placed in the public sector during the month of July 2023.



**9.2 The Dual Training Programme (DTP)**, launched in September 2015 provides for unemployed Mauritians to follow a Diploma or Degree Course with a tertiary institution registered with either the Tertiary Education Commission or the Mauritius Qualifications Authority in fields required by the labour market, with placement in an enterprise. Under the Programme, trainees will be paid a monthly stipend of Rs 6,000 for a maximum period of three years. As for employers, they will be refunded 60% of the course fees, per year per trainee as well as the stipend for a maximum of three years. After satisfactory completion of the course, the trainees may be employed.

According to the DTP secretariat, 50 companies have registered in the DTP and 208 trainees have successfully completed their training, out of which 93 males and 115 females. The trainees have completed their training programme in different courses such as BTS Assistant de Gestion, BTS Services Informatiques aux Organisations and Technician Diploma in Mechanical and Electrical Engineering. The training institutions are Universite des Mascareignes and MCCI Business School. 155 trainees have obtained permanent jobs after completion of the training.

27 trainees including 16 males and 11 females are currently on placement with private companies.



**9.3 The Back to Work Programme (BTWP)** which was launched in September 2015 is meant for women above 30 years of age to enable them take up or resume employment. The Programme provides for the placement of women in a job for an initial period of one year following which they might be employed. During the placement period, the women will be paid a stipend up to a maximum of Rs 10,575 and will get the opportunity of following training in a registered institution.

Employers enrolling women on placement under the Programme will be refunded the training cost up to a maximum of Rs 7,500 per woman as well as the stipend for the placement period.

According to the BTWP secretariat, as at the end of July 2023, 951 employers are registered in the programme, out of which 40% participated actively. 6,282 women are registered in the programme and 1,457 have been placed, out of which 32% in the “*Wholesale and trade*” sector and 27% in the “*Manufacturing*” sector. 731 women have obtained permanent jobs after completion of their placement.

For the month of July 2023, 11 women and 7 employers have registered for the first time, 2 unemployed women were placed.

In addition, to further empower those women, technical courses are currently being dispensed to them by MITD. The courses are fully sponsored by this Ministry and a stipend of Rs 10,575 are paid to them at the end of the course. 516 unemployed women under the BTWP have been trained in Bakery/Pastry, Beauty Therapy, Hairdressing, Care of the Elderly and Disabled, Early Childhood care and Flower Arrangements.



**9.4** Government has found that there is a bottleneck regarding pre- registration of engineers at the Council of Registered Professional Engineers (CRPE). The requirements of two years practical training under the supervision of professional engineers could not be entertained for lack of training possibilities for our graduates in engineering.

Government thus announced a special scheme in the Budget Programme 2016-2017, for the placement of trainee engineers.

The objective of the TES is to enable Graduates in engineering to qualify for registration with the Council of Registered Professional Engineers of Mauritius and to operate as full-fledged engineers.

The requirements for enlistment of trainees for the Trainee Engineer Scheme: Degree holders in engineering plus eligibility certificate stage 1 from the Council of Registered Professional Engineer.

As at 31 July 2023, the number of applications received for the scheme was 1,565 (1,156 males and 409 females). The number of placements effected in the public sector was 506 (397 males and 109 females) and in the private sector was 382 (290 males and 92 females). Most placements were made in the following fields: 47% in “*Civil Engineering*”, 22% in “*Mechanical Engineering*” and 15% in “*Electrical and Electronics Engineering*”

19 employers of the public sector and 86 of the private sector are participating in the scheme as at 31 July 2023; while the number of placements for the month of July 2023 stood at 4 males including 1 male trainee in the public sector and 3 male trainees in the private sector.

## 10. Career Guidance Service Unit

### The main functions of the Careers Guidance Service are to:

- Establish and maintain contacts with employers, training providers and higher education establishments in order to collect and compile up-to-date career/information.
- Identify clients’ interests, skills, values and personality traits through individual/group counselling appointments, thus helping them develop a career plan.
- Conduct career related activities in schools – assisting students in their choice of subjects, training/employment and educational opportunities, thereby helping them in their career planning.
- Participate in and organize career fairs.
- Certify copies of educational certificates as “True Copy”.

The table below provides for the activities conducted during the month of July 2023

Activities	Number
Talks in secondary schools on Careers Education Programs	3
Guidance & Counselling to the general public and students	148
Certification of copies of educational certificates as “True Copy”	1049
Visit in Enterprises	10
Participated in workshop based on 'Job Orientation' at SOS Children Village Bambous	13-Jul-23

## 11. Job Placement

**11.1** Placement is made according to the job requirements of employers. For the month of July 2023, 3,113 vacancies have been processed by the Employment Information Centres and 2,351 registrants were referred for employment by the latter. Out of the 2,351 (1,107 males and 1,244 females) referred

jobseekers, 145 declined job offers, 578 failed to report to employers and 1,125 were not selected. There were 267 registrants who reported that they have been employed and the result of referral for 231 remaining applicants was not yet known. For the month of July 2023, placement has been effected for about 9% of the vacancies processed (Table 27).

Some vacancies for the month of June 2023 have been processed during the month of July 2023 leading to 5 additional placements being made.

As regards placement in the public sector, 142 vacancies have been reported for which 500 jobseekers have been referred and 379 jobseekers have placed for previous vacancies.

Furthermore, 233 persons registered under the “*Workfare Programme*” have been placed, 21 persons through the TV programme “*Magazine de L’Emploi et des Metiers*”, 1 person through the *Job Management system*, 39 persons through the “*Youth Employment Programme*”, 2 persons through the “*Back to Work Programme*” and 4 persons through the “*Trainee Engineer Scheme*”. Thus, the total number of placements, for the month of July 2023, amounted to 951 (Table 28) and as shown below.

**Table 8 - Type of placements by sex, July 2023**

Type of Placement	Male		Female		Total	
	Number	%	Number	%	Number	%
EIC	114	21	158	39	272	29
Public Sector	194	35	185	46	379	40
Workfare Programme	214	39	19	5	233	25
Magazine de L’Emploi et des metiers	14	3	7	2	21	2
Job Management System	0	0	1	0	1	0
Youth Employment Programme	7	1	32	8	39	4
Back to Work Programme	0	0	2	0	2	0
Dual Training Programme	0	0	0	0	0	0
Trainee Engineer Scheme	4	1	0	0	4	0
Overseas Vacancies	0	0	0	0	0	0
<b>Total</b>	<b>547</b>	<b>100</b>	<b>404</b>	<b>100</b>	<b>951</b>	<b>100</b>

**11.2** The disparity between the number of vacancies reported and the number of persons placed can be explained by unwillingness of job seekers to accept job offers and also by some criteria set by the employers. Some jobseekers refused job offers because of the conditions of work e.g. low salary, overtime or night duty. Most of the jobseekers refused the jobs offered to them as they are looking for public sector jobs. For some vacancies, no suitable candidates were available.

In some cases, employers were not satisfied with referred candidates and consequently the vacancies were filled by the employers themselves. Some candidates were not selected by employers as according to the latter they were not suitable for the work or lack previous experience. Employers were not willing to offer higher salaries, thus the jobseekers who were looking for a better pay were not selected by the employers.

**11.3** A breakdown of placements by industrial group shows that the majority of the placements made were in the “*Real estate, renting and business services*” sector (72), “*Hotels and Restaurants*” sector (46), and “*Manufacturing*” sector (44). The remaining placements were effected in companies engaged in other activities (Table 28).

## **12. Work Permits and Certificates of Exemption**

For the month of July 2023, the number of new work permits issued was 238 (217 males and 21 females). The majority of the new work permits issued was for the “*Manufacturing*” sector (131) followed by “*Wholesale And Retail Trade, Repair Of Motor Vehicles, Motorcycles And Personal And Household Goods*” sector with 28 (Table 29 & 32). Out of the 238 new work permits issued, 96 were allocated to Indian workers, 59 to Nepalese workers, 49 to Malagasy workers and 17 to Bangladeshi workers, and (Tables 31).

The number of work permits renewed for the month of July 2023 amounted to 942 (714 males and 228 females) out of which 629 were for the “*Manufacturing*” sector and 248 for the “*Construction*” sector (Table 30 & 32). The majority of the work permits renewed were for Bangladeshi, Indian and Malagasy workers with 529, 286 and 82 work permits respectively as shown in Table 31.

The number of new certificates of exemption issued and renewed for the month of July 2023 amounted to 844 (315 New and 529 Renewed). The majority were from India with 748 (89%) (Table 33).

The number of valid work permits as at the end of July 2023 stood at 31,076 (26,359 males and 4,717 females). Most of the foreign workers in Mauritius were working in the “*Manufacturing*” sector (65%) followed by “*Construction*” sector with 18% (Table 35). The number of valid certificates of exemption as at the end of July 2023 stood at 5,414 (5,277 males, 137 females). The majority of valid certificates of exemption as at the end of July 2023 were for “*Construction*” sector (88%) with 4767 (Tables 34).

The number of valid work permits and certificates of exemption as at the end of July 2023 stood at 36,490 (31,636 males and 4,854 females), out of whom 32% was working as Machine Operator (Sewing), 5% as Mason and 4% as Fish Cutter (Table 36). Most of the foreign workers in Mauritius were working in the “*Manufacturing*” sector (55%) followed by “*Construction*” sector with 29%. (Table 35).

The countries of origin for the valid work permits and certificates of exemption are given in Table 35. 41% of the valid work permits and certificates of exemption were for Indian workers and 39% for expatriates from Bangladesh, respectively. 85% within valid certificates of exemption was for Indian workers and 46%, 34% and 13% within valid work permits were for Bangladeshi, Indian and Malagasy workers. (Table 36).

The majority of foreigners came from Bangladesh and India work in the “Manufacturing” and “Construction” Sectors as Machine Operator (Sewing), Mason and Fish Cutter ( Table 37 and 38).

**Date: 29 January 2024.**

**National Employment Department,**

**Level 11, Victoria House,**

**C/R, Barracks and St. Louis Streets,**

**Port Louis.**

**Tel : 405 0100**

**Email: [Imiunit@govmu.org](mailto:Imiunit@govmu.org)**

**Website: <https://mauritiusjobs.govmu.org>**

Table 9 - Number of registered unemployed by qualification, length of registration, sex and age-group, as at end of July 2023

Qualification	Age-group Length of Registration	Male					Female					Both sexes				
		16 - 19	20 - 29	30 - 39	40+	Total	16 - 19	20 - 29	30 - 39	40+	Total	16 - 19	20 - 29	30 - 39	40+	Total
Education Nil +Std VI Failed	Less than 1 year	66	158	131	332	687	50	149	168	290	657	116	307	299	622	1,344
	1 yr but < 2 yrs	16	43	22	67	148	4	46	69	75	194	20	89	91	142	342
	2 yrs but < 3 yrs	0	31	20	51	102	3	32	41	90	166	3	63	61	141	268
	3 yrs but < 4 yrs	1	30	21	37	89	0	29	45	64	138	1	59	66	101	227
	4 yrs but < 5 yrs	0	45	22	40	107	0	23	46	108	177	0	68	68	148	284
	5 yrs and above	0	102	240	571	913	0	63	301	772	1,136	0	165	541	1,343	2,049
	<b>Total</b>	<b>83</b>	<b>409</b>	<b>456</b>	<b>1,098</b>	<b>2,046</b>	<b>57</b>	<b>342</b>	<b>670</b>	<b>1,399</b>	<b>2,468</b>	<b>140</b>	<b>751</b>	<b>1,126</b>	<b>2,497</b>	<b>4,514</b>
Standard VI (passed)	Less than 1 year	44	60	33	40	177	26	68	44	31	169	70	128	77	71	346
	1 yr but < 2 yrs	7	22	9	13	51	2	34	17	14	67	9	56	26	27	118
	2 yrs but < 3 yrs	0	26	8	9	43	0	23	11	7	41	0	49	19	16	84
	3 yrs but < 4 yrs	1	27	6	8	42	0	14	24	12	50	1	41	30	20	92
	4 yrs but < 5 yrs	0	13	4	6	23	0	23	19	21	63	0	36	23	27	86
	5 yrs and above	0	88	122	113	323	0	66	213	285	564	0	154	335	398	887
	<b>Total</b>	<b>52</b>	<b>236</b>	<b>182</b>	<b>189</b>	<b>659</b>	<b>28</b>	<b>228</b>	<b>328</b>	<b>370</b>	<b>954</b>	<b>80</b>	<b>464</b>	<b>510</b>	<b>559</b>	<b>1,613</b>
Form I to V (including SC failed)	Less than 1 year	132	185	30	48	395	104	162	55	57	378	236	347	85	105	773
	1 yr but < 2 yrs	27	130	9	16	182	17	133	30	30	210	44	263	39	46	392
	2 yrs but < 3 yrs	1	132	10	24	167	0	107	19	25	151	1	239	29	49	318
	3 yrs but < 4 yrs	0	115	5	10	130	0	101	38	28	167	0	216	43	38	297
	4 yrs but < 5 yrs	0	96	10	4	110	0	115	53	39	207	0	211	63	43	317
	5 yrs and above	0	338	331	249	918	0	455	1,013	1,058	2,526	0	793	1,344	1,307	3,444
	<b>Total</b>	<b>160</b>	<b>996</b>	<b>395</b>	<b>351</b>	<b>1,902</b>	<b>121</b>	<b>1,073</b>	<b>1,208</b>	<b>1,237</b>	<b>3,639</b>	<b>281</b>	<b>2,069</b>	<b>1,603</b>	<b>1,588</b>	<b>5,541</b>



Table 9 (cont'd) - Number of registered unemployed by qualification, length of registration, sex and age-group, as at the end of July 2023

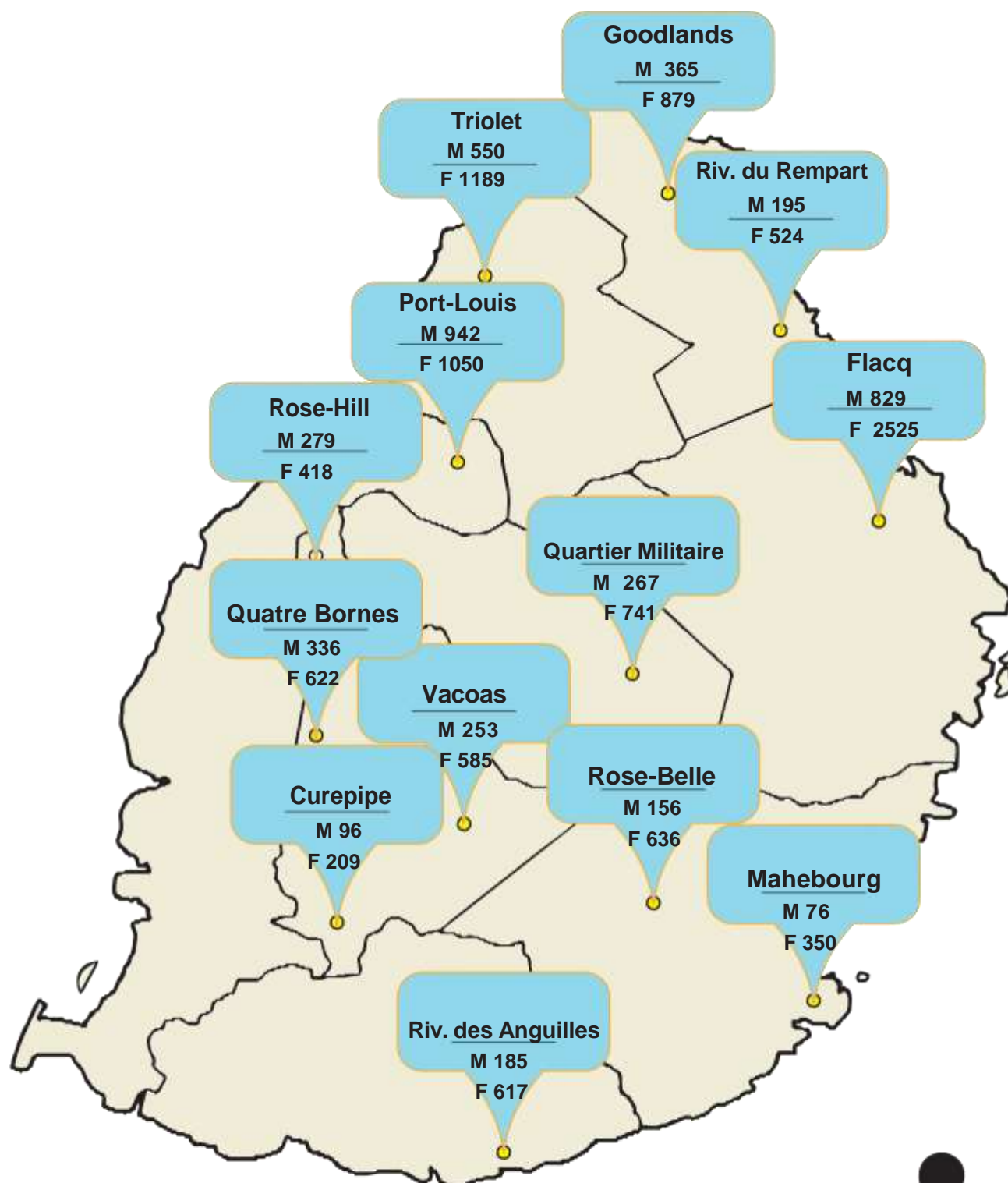
Qualification	Age-group Length of Registration	Male					Female					Both sexes				
		16 - 19	20 - 29	30 - 39	40+	Total	16 - 19	20 - 29	30 - 39	40+	Total	16 - 19	20 - 29	30 - 39	40+	Total
SC	Less than 1 year	77	147	13	17	254	105	198	30	28	361	182	345	43	45	615
	1 yr but < 2 yrs	10	96	6	4	116	18	173	13	12	216	28	269	19	16	332
	2 yrs but < 3 yrs	0	106	5	4	115	0	119	10	19	148	0	225	15	23	263
	3 yrs but < 4 yrs	0	69	4	6	79	0	110	7	6	123	0	179	11	12	202
	4 yrs but < 5 yrs	0	78	2	3	83	0	103	14	15	132	0	181	16	18	215
	5 yrs and above	0	199	134	76	409	0	412	672	420	1,504	0	611	806	496	1,913
	<b>Total</b>	<b>87</b>	<b>695</b>	<b>164</b>	<b>110</b>	<b>1,056</b>	<b>123</b>	<b>1,115</b>	<b>746</b>	<b>500</b>	<b>2,484</b>	<b>210</b>	<b>1,810</b>	<b>910</b>	<b>610</b>	<b>3,540</b>
HSC	Less than 1 year	13	119	3	4	139	27	221	20	5	273	40	340	23	9	412
	1 yr but < 2 yrs	0	61	0	1	62	1	136	3	1	141	1	197	3	2	203
	2 yrs but < 3 yrs	0	31	1	1	33	0	57	2	3	62	0	88	3	4	95
	3 yrs but < 4 yrs	0	30	2	2	34	0	67	4	2	73	0	97	6	4	107
	4 yrs but < 5 yrs	0	26	0	2	28	0	92	5	3	100	0	118	5	5	128
	5 yrs and above	0	79	43	8	130	0	273	234	44	551	0	352	277	52	681
	<b>Total</b>	<b>13</b>	<b>346</b>	<b>49</b>	<b>18</b>	<b>426</b>	<b>28</b>	<b>846</b>	<b>268</b>	<b>58</b>	<b>1,200</b>	<b>41</b>	<b>1,192</b>	<b>317</b>	<b>76</b>	<b>1,626</b>
Professional	Less than 1 year	0	53	9	16	78	1	128	7	11	147	1	181	16	27	225
	1 yr but < 2 yrs	0	16	2	1	19	0	31	1	3	35	0	47	3	4	54
	2 yrs but < 3 yrs	0	9	3	5	17	0	32	5	5	42	0	41	8	10	59
	3 yrs but < 4 yrs	0	8	2	0	10	0	29	5	1	35	0	37	7	1	45
	4 yrs but < 5 yrs	0	32	6	2	40	0	53	10	2	65	0	85	16	4	105
	5 yrs and above	0	54	86	24	164	0	182	234	40	456	0	236	320	64	620
	<b>Total</b>	<b>0</b>	<b>172</b>	<b>108</b>	<b>48</b>	<b>328</b>	<b>1</b>	<b>455</b>	<b>262</b>	<b>62</b>	<b>780</b>	<b>1</b>	<b>627</b>	<b>370</b>	<b>110</b>	<b>1,108</b>
<b>Grand total</b>		<b>395</b>	<b>2,854</b>	<b>1,354</b>	<b>1,814</b>	<b>6,417</b>	<b>358</b>	<b>4,059</b>	<b>3,482</b>	<b>3,626</b>	<b>11,525</b>	<b>753</b>	<b>6,913</b>	<b>4,836</b>	<b>5,440</b>	<b>17,942</b>

**Table 10 - Number of registered Unemployed and In Employment jobseekers by EIC and workfare by sex, as at end of July 2023**

EIC <sup>1</sup>	Unemployed			In Employment			Total		
	Male	Female	Both sexes	Male	Female	Both sexes	Male	Female	Both sexes
Curepipe	96	209	305	380	401	781	476	610	1,086
Flacq	829	2,525	3,354	2,087	1,849	3,936	2,916	4,374	7,290
Goodlands	365	879	1,244	1,079	975	2,054	1,444	1,854	3,298
Mahebourg	76	350	426	648	752	1,400	724	1,102	1,826
Port Louis	942	1,050	1,992	704	569	1,273	1,646	1,619	3,265
Quartier Militaire	267	741	1,008	892	887	1,779	1,159	1,628	2,787
Quatre Bornes	336	622	958	337	445	782	673	1,067	1,740
Riviere des Anguilles	185	617	935	725	713	1,438	910	1,330	2,240
Riviere du Rempart	195	524	719	608	587	1,195	803	1,111	1,914
Rose Belle	156	636	792	950	979	1,929	1,106	1,615	2,721
Rose Hill	279	418	697	325	374	699	604	792	1,396
Triolet	550	1,189	1,739	884	730	1,614	1,434	1,919	3,353
Vacoas	253	585	838	464	558	1,022	717	1,143	1,860
Workfare	1,888	1,180	3,068	0	0	0	1,888	1,180	3,068
<b>Total</b>	<b>6,417</b>	<b>11,525</b>	<b>17,942</b>	<b>10,083</b>	<b>9,819</b>	<b>19,902</b>	<b>16,500</b>	<b>21,344</b>	<b>37,844</b>

1 Employment Information Centre

## Number of registered Unemployed jobseekers by EIC by sex as at end of July 2023



source: Table 10

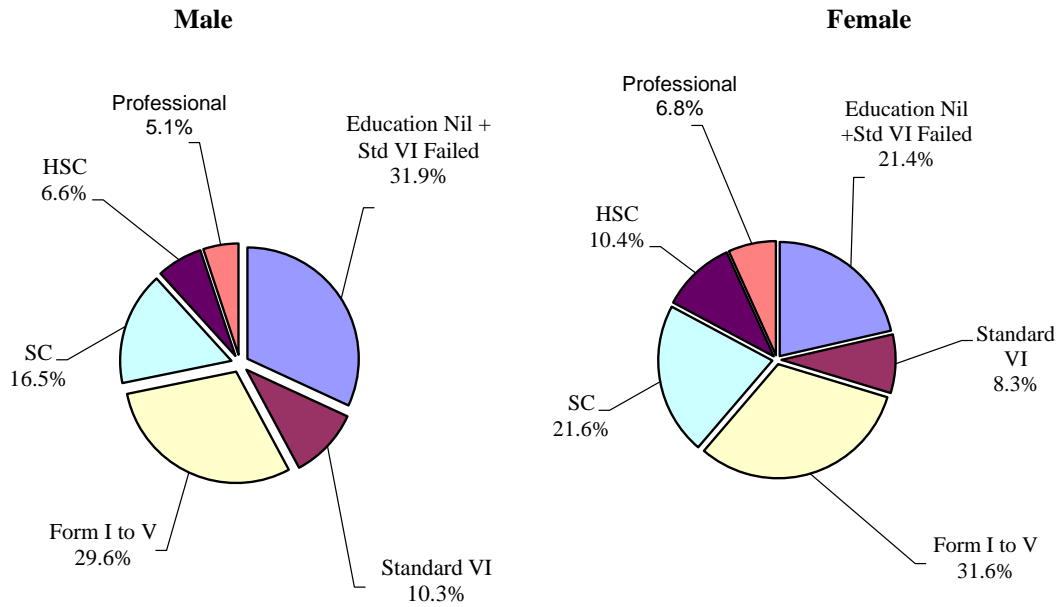
**Table 11 - Change in number of registered unemployed by age-group & sex, June 2023 - July 2023**

Age-group (years)	June 2023			July 2023			Change		
	Male	Female	Both sexes	Male	Female	Both sexes	Male	Female	Both sexes
16 - 19	435	381	816	395	358	753	-40	-23	-63
20 -29	2976	4,226	7,202	2854	4059	6,913	-122	-167	-289
30 -39	1381	3,556	4,937	1354	3482	4,836	-27	-74	-101
40+	1881	3,737	5,618	1814	3626	5,440	-67	-111	-178
<b>Total</b>	<b>6,673</b>	<b>11,900</b>	<b>18,573</b>	<b>6,417</b>	<b>11,525</b>	<b>17,942</b>	<b>-256</b>	<b>-375</b>	<b>-631</b>

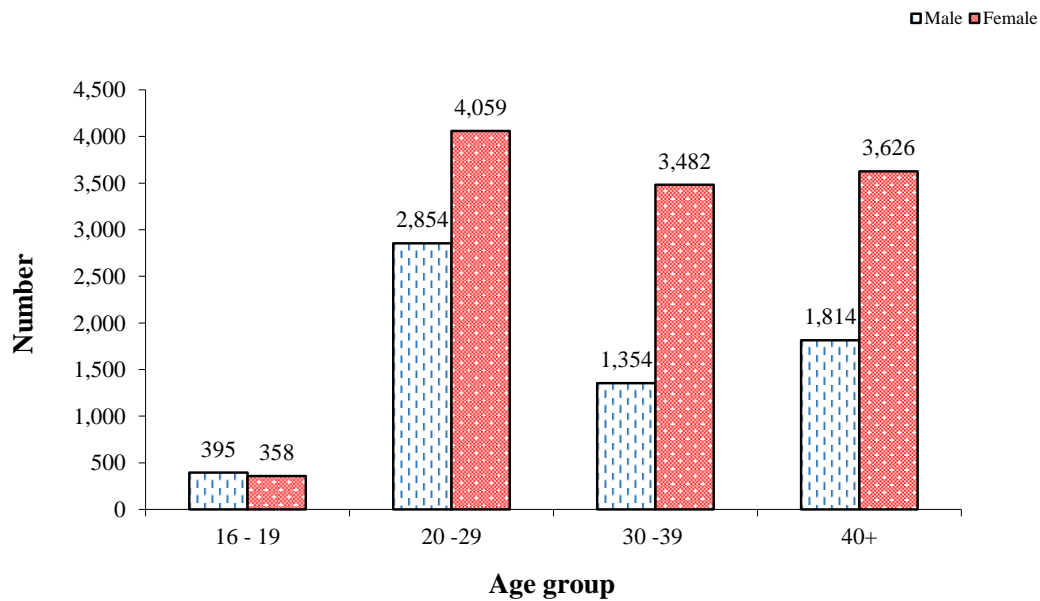
**Table 12 - Number of registered unemployed by occupational group and sex, as at end of July 2023**

Occupational group	Male	Female	Both sexes
Managers	69	52	121
Professionals	196	655	851
Technicians & Associate Professionals	471	800	1,271
Clerical Support Workers	1,131	3,435	4,566
Service and Sales Workers	1,093	2,952	4,045
Skilled Agricultural, Forestry & Fishery Workers	80	41	121
Craft & Related Trades Workers	1,167	449	1,616
Plant & Machinery Operators & Assemblers	752	634	1,386
Elementary Occupation	1,217	1,922	3,139
New Workers Seeking Employment	241	585	826
<b>Total</b>	<b>6,417</b>	<b>11,525</b>	<b>17,942</b>

**Figure 1 - Registered unemployed (%) by educational attainment, as at end of July 2023**



**Figure 2 - Number of registered unemployed by age group & sex, as at end of July 2023**



**Table 13 - Number of registered unemployed by district & sex, as at end of July 2023**

<b>District</b>	<b>Male</b>	<b>Female</b>	<b>Both sexes</b>
Port Louis	942	1,050	1,992
Black River	173	274	447
Plaine Wilhems	1,419	2,040	3,459
Pamplemousses	1,226	2,034	3,260
Rivière du Rempart	442	836	1,278
Moka	410	839	1,249
Flacq	1,005	2,617	3,622
Grand Port	411	939	1,350
Savanne	389	896	1,285
<b>Total</b>	<b>6,417</b>	<b>11,525</b>	<b>17,942</b>

**Table 14 - Number of registered unemployed by locality & sex, as at end of July 2023**

<b>Locality</b>	<b>Male</b>	<b>Female</b>	<b>Both sexes</b>
Baie Du Cap	24	29	53
Bambous	78	126	204
Beau Bassin	159	176	335
Bel Air	173	423	596
Belle Vue Maurel	66	110	176
Bramsthan	72	220	292
Brisee Verdier	117	284	401
Camp de Masque Pave	68	153	221
Camp Diable	25	56	81
Canot	29	38	67
Case Noyale	14	28	42
Central Flacq	105	295	400
Chemin Grenier	82	176	258
Cottage	37	78	115

**Table 14 (cont'd) - Number of registered unemployed by locality & sex, as at end of July 2023**

<b>Locality</b>	<b>Male</b>	<b>Female</b>	<b>Both sexes</b>
Curepipe	238	330	568
Dagotiere	57	105	162
Fond Du Sac	59	103	162
Goodlands	153	210	363
Grand Bay	76	101	177
Grand Bois	49	142	191
Grand Gaube	68	82	150
Grand River South East	24	45	69
L'Escalier	58	108	166
La Rosa	74	186	260
Lallmatie	89	284	373
Laventure	30	107	137
Long Mountain	100	251	351
Mahebourg	114	196	310
Mare La Chaux	82	228	310
Medine	47	102	149
Moka	31	59	90
Mont Roches	19	27	46
Montagne Blanche	65	149	214
Old Grand Port	26	42	68
Pamplemousses	193	287	480
Petit Raffray	67	127	194
Petite Riviere	33	65	98
Phoenix	84	157	241
Piton	54	72	126
Plaine des Papayes	132	207	339
Plaine Magnien	27	70	97
Pointe aux Piments	54	85	139

**Table 14 (cont'd) - Number of registered unemployed by locality & sex, as at end of July 2023**

<b>Locality</b>	<b>Male</b>	<b>Female</b>	<b>Both sexes</b>
Port Louis	942	1,050	1,992
Poste de Flacq	60	167	227
Poudre d'Or	31	59	90
Poudre d'Or Hamlet	28	79	107
Quartier Militaire	87	178	265
Quatre Bornes	375	536	911
Quatre Soeurs	43	121	164
Riviere des Creoles	16	37	53
Riviere des Anguilles	77	206	283
Riviere du Poste	21	85	106
Riviere du Rempart	100	214	314
Roche Noires	42	103	145
Rose Belle	92	270	362
Rose Hill	270	301	571
Sebastopol	72	131	203
Souillac	84	163	247
St. Hubert	19	30	49
St. Julien d'Hotman	33	110	143
St. Pierre	137	238	375
Tamarin	13	13	26
Terre Rouge	182	294	476
Triolet	226	408	634
Trois Boutiques	15	41	56
Trou d'Eau Douce	23	57	80
Vacoas	277	515	792
<b>Total</b>	<b>6,417</b>	<b>11,525</b>	<b>17,942</b>



**Table 15 - Number of registered unemployed with disabilities by nature of disability and sex, as at end of July 2023**

<b>Nature of disability</b>	<b>Male</b>	<b>Female</b>	<b>Both sexes</b>
Abnormal movement of body parts	9	2	11
Blind	1	0	1
Crippled	1	3	4
Deaf	3	1	4
Deaf and Dumb	3	1	4
Deformation of body parts since birth	14	3	17
Disabled following surgical operation or illness	7	3	10
Disabled due to accident	9	1	10
Dumb	3	1	4
Dwarf	1	0	1
Epileptic	6	3	9
Lame	2	2	4
Mental illness	5	5	10
Mentally retarded	12	4	16
Partly blind	6	1	7
Partly deaf	4	2	6
Stammer	2	3	5
Thalassemia	0	1	1
<b>Total</b>	<b>88</b>	<b>36</b>	<b>124</b>

**Table 16 - Number of UNEMPLOYED new registrants, re-registrants and those who reported for maintaining their registration by Employment Information Centre & sex, July 2023**

Employment Information Centre	New registrants			Re-registrants			Those who reported for maintaining their registration		
	Male	Female	Both sexes	Male	Female	Both sexes	Male	Female	Both sexes
Curepipe	9	10	19	14	16	30	15	42	57
Flacq	31	22	53	45	81	126	178	615	793
Mahebourg	4	4	8	7	14	21	11	72	83
Goodlands	21	22	43	27	32	59	68	203	271
Port Louis	29	33	62	44	62	106	141	196	337
Quartier Militaire	11	23	34	13	32	45	55	191	246
Quatre Bornes	6	23	29	30	36	66	64	115	179
Riv. Des Anguilles	8	22	30	9	31	40	38	135	173
Riv. Du Rempart	14	17	31	17	16	33	41	121	162
Rose Belle	5	17	22	16	22	38	29	146	175
Rose Hill	25	28	53	37	43	80	47	62	109
Triolet	23	20	43	37	40	77	119	286	405
Vacoas	10	15	25	23	28	51	51	125	176
Workfare	21	27	48	50	33	83	526	333	859
<b>Total</b>	<b>217</b>	<b>283</b>	<b>500</b>	<b>369</b>	<b>486</b>	<b>855</b>	<b>1,383</b>	<b>2,642</b>	<b>4,025</b>

**Table17 - Change in the number of new unemployed registrants by educational attainment and sex , June 2023 - July 2023**

Education Level	June 2023			July 2023			Change		
	Male	Female	Both sexes	Male	Female	Both sexes	Male	Female	Both sexes
Education Nil+Std VI (failed)	85	159	244	82	109	191	-3	-50	-53
Standard VI (passed)	25	28	53	42	44	86	17	16	33
Form I to V (including SC failed)	59	47	106	22	27	49	-37	-20	-57
SC (including HSC failed)	37	43	80	9	31	40	-28	-12	-40
HSC	18	37	55	32	39	71	14	2	16
Professional	12	22	34	30	33	63	18	11	29
<b>Total</b>	<b>236</b>	<b>336</b>	<b>572</b>	<b>217</b>	<b>283</b>	<b>500</b>	<b>-19</b>	<b>-53</b>	<b>-72</b>

**Table 18 - Number of new unemployed registrants by educational attainment, sex and age group, July 2023**

Age group Education level	Male					Female					Both sexes				
	16 - 19	20 - 29	30 - 39	40+	Total	16 - 19	20 - 29	30 - 39	40+	Total	16 - 19	20 - 29	30 - 39	40+	Total
Education Nil+Std VI (failed)	16	25	10	31	82	8	21	36	44	109	24	46	46	75	191
Standard VI (passed)	14	21	5	2	42	14	20	6	4	44	28	41	11	6	86
Form I to V (including SC failed)	2	19	0	1	22	4	18	4	1	27	6	37	4	2	49
SC (including HSC failed)	0	8	0	1	9	0	28	1	2	31	0	36	1	3	40
HSC	10	20	1	1	32	8	25	4	2	39	18	45	5	3	71
Professional	8	11	7	4	30	10	14	7	2	33	18	25	14	6	63
<b>Total</b>	<b>50</b>	<b>104</b>	<b>23</b>	<b>40</b>	<b>217</b>	<b>44</b>	<b>126</b>	<b>58</b>	<b>55</b>	<b>283</b>	<b>94</b>	<b>230</b>	<b>81</b>	<b>95</b>	<b>500</b>

**Table 19 - Number of new unemployed registrants by occupational group and sex, July 2023**

<b>Occupational group</b>	<b>Male</b>	<b>Female</b>	<b>Both sexes</b>
Managers	4	5	9
Professionals	6	11	17
Technicians & Associate Professionals	15	18	33
Clerical support workers	34	60	94
Service & sales workers	34	85	119
Skilled agricultural, forestry & fishery workers	4	0	4
Craft & related trades workers	39	2	41
Plant & machine operators & assemblers	27	8	35
Elementary occupations	40	71	111
New workers seeking employment	14	23	37
<b>Total</b>	<b>217</b>	<b>283</b>	<b>500</b>

**Table 20 - Number of IN EMPLOYMENT new registrants, re-registrants and those who reported for maintaining their registration by Employment Information Centre & sex, July 2023**

<b>Employment Information Centre</b>	<b>New registrants</b>			<b>Re-registrants</b>			<b>Those who reported for maintaining their registration</b>		
	<b>Male</b>	<b>Female</b>	<b>Both sexes</b>	<b>Male</b>	<b>Female</b>	<b>Both sexes</b>	<b>Male</b>	<b>Female</b>	<b>Both sexes</b>
Curepipe	8	4	12	22	23	45	86	102	188
Flacq	14	14	28	69	60	129	543	493	1,036
Mahebourg	7	9	16	29	19	48	166	187	353
Goodlands	8	8	16	54	32	86	231	244	475
Port Louis	3	2	5	43	28	71	178	135	313
Quartier Militaire	5	4	9	44	19	63	208	247	455
Quatre Bornes	2	9	11	18	18	36	73	103	176
Riv. Des Anguilles	3	6	9	30	20	50	177	194	371
Riv. Du Rempart	11	7	18	16	17	33	139	130	269
Rose Belle	5	1	6	32	33	65	258	271	529
Rose Hill	6	5	11	29	18	47	60	97	157
Triolet	5	4	9	30	22	52	241	193	434
Vacoas	2	3	5	12	17	29	101	141	242
Workfare	0	0	0	0	0	0	0	0	0
<b>Total</b>	<b>79</b>	<b>76</b>	<b>155</b>	<b>428</b>	<b>326</b>	<b>754</b>	<b>2,461</b>	<b>2,537</b>	<b>4,998</b>

**Table 21 - Number of Unemployed and In Employment jobseekers de-registered by EIC and sex, as at end of July 2023**

EIC <sup>1</sup>	Unemployed			In Employment			Total		
	Male	Female	Both sexes	Male	Female	Both sexes	Male	Female	Both sexes
Curepipe	19	29	48	51	41	92	70	70	140
Flacq	103	184	287	136	110	246	239	294	533
Goodlands	38	80	118	80	63	143	118	143	261
Mahebourg	26	37	63	46	41	87	72	78	150
Port Louis	123	134	257	57	47	104	180	181	361
Quartier Militaire	53	80	133	75	53	128	128	133	261
Quatre Bornes	63	72	135	29	35	64	92	107	199
Riviere des Anguilles	37	61	98	51	53	104	88	114	202
Riviere du Rempart	20	36	56	44	32	76	64	68	132
Rose Belle	22	39	61	62	46	108	84	85	169
Rose Hill	69	89	158	40	30	70	109	119	228
Triolet	80	111	191	62	46	108	142	157	299
Vacoas	53	58	111	36	43	79	89	101	190
Workfare	1	1	2	1	0	1	2	1	3
<b>Total</b>	<b>707</b>	<b>1,011</b>	<b>1,718</b>	<b>770</b>	<b>640</b>	<b>1,410</b>	<b>1,477</b>	<b>1,651</b>	<b>3,128</b>

<sup>1</sup> Employment Information Centre

**Table 22 - Number of vacancies notified in EICs<sup>1</sup> by industrial group and sex, July 2023**

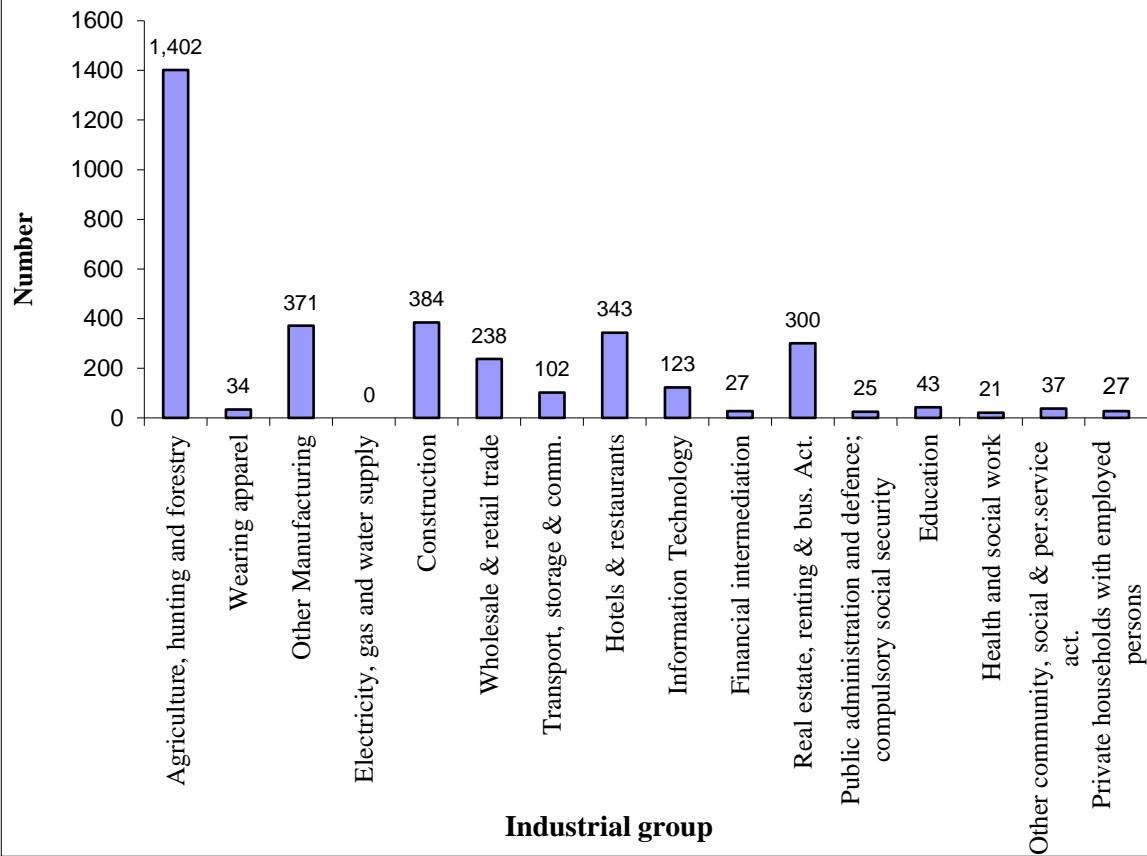
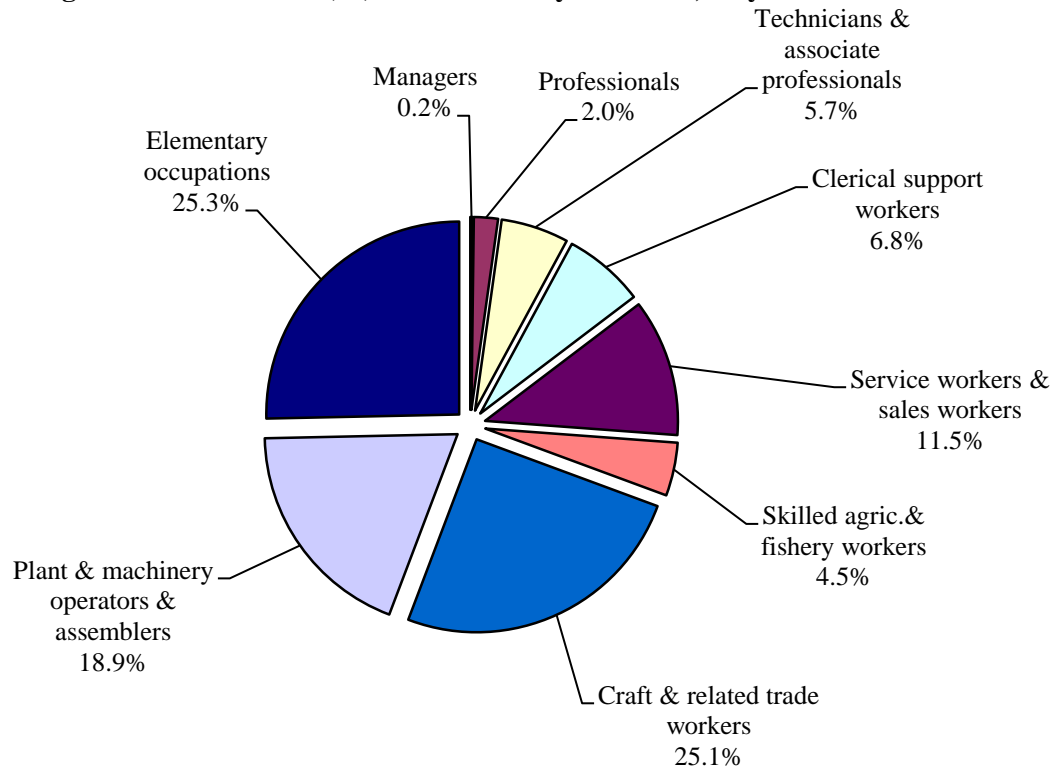
<b>Industrial group</b>	<b>Male</b>	<b>Female</b>	<b>Either male or female</b>	<b>Total</b>
Agriculture, hunting, forestry and fishing	718	29	577	1,324
Manufacturing	174	18	168	360
<i>of which: Textile</i>	7	0	5	12
<i>Wearing apparel</i>	10	11	13	34
Electricity, gas and water supply	0	0	0	0
Construction	185	5	19	209
Wholesale & retail trade; repair of m/vehicles, motorcycles & personal & household goods	103	26	106	235
Transport, storage and communications	79	1	18	98
Hotels and restaurants	73	12	258	343
Information Technology	12	1	110	123
Financial intermediation	1	0	26	27
Real estate, renting and business activities	15	3	278	296
Public Administration And Defence; Compulsory Social Security	0	3	10	13
Education	0	2	10	12
Health and social work	2	1	14	17
Other community, social and personal service activities	10	1	18	29
Private households with employed persons	4	20	3	27
<b>Total</b>	<b>1,376</b>	<b>122</b>	<b>1,615</b>	<b>3,113</b>

<sup>1</sup>EICs - Employment Information Centres**Table 23 - Number of vacancies notified in the PRESS by industrial group and sex, July 2023**

<b>Industrial group</b>	<b>Male</b>	<b>Female</b>	<b>Either male or female</b>	<b>Total</b>
Agriculture, hunting, forestry and fishing	0	0	78	78
Manufacturing	0	0	45	45
Electricity, gas and water supply	0	0	0	0
Construction	0	0	175	175
Wholesale & retail trade; repair of m/vehicles, motorcycles & personal & household goods	0	0	3	3
Transportation and storage	0	0	4	4
Hotels and restaurants	0	0	0	0
Financial intermediation	0	0	0	0
Real estate, renting and business activities	0	0	4	4
Public Administration and Defence	0	0	12	12
Education	0	0	31	31
Health and social work	0	0	4	4
Other community, social and personal service activities	0	0	8	8
<b>Total</b>	<b>0</b>	<b>0</b>	<b>364</b>	<b>364</b>

**Table 24 - Number of vacancies notified in the press and in EICs by industrial group and skill level, July 2023**

<b>Industrial group</b>	<b>Managers</b>	<b>Professionals</b>	<b>Technicians &amp; associate professionals</b>	<b>Clerical support workers</b>	<b>Service workers &amp; sales workers</b>	<b>Skilled agric., forestry &amp; fishery workers</b>	<b>Craft &amp; related trade workers</b>	<b>Plant &amp; machine operators &amp; assemblers</b>	<b>Elementary occupations</b>	<b>Total</b>
Agriculture, hunting and forestry	1	4	83	14	110	151	387	402	250	<b>1,402</b>
Manufacturing	0	2	32	13	16	0	72	165	105	<b>405</b>
<i>of which : Textile</i>	0	0	0	0	5	0	2	0	5	<b>12</b>
<i>Wearing apparel</i>	0	0	2	1	1	0	0	10	20	<b>34</b>
Electricity, gas and water supply	0	0	0	0	0	0	0	0	0	<b>0</b>
Construction	0	6	4	10	7	0	297	15	45	<b>384</b>
Wholesale & retail trade; repair of motor vehicles, motorcycles & personal and household goods	1	3	19	25	66	0	49	44	31	<b>238</b>
Transport, storage & communications	1	1	4	7	2	0	53	12	22	<b>102</b>
Hotels & restaurants	0	0	6	24	147	2	4	5	155	<b>343</b>
Information technology	1	14	4	101	0	0	3	0	0	<b>123</b>
Financial intermediation	0	0	16	7	4	0	0	0	0	<b>27</b>
Real estate, renting and business activities	2	8	5	10	16	0	3	4	252	<b>300</b>
Public administration and defence; compulsory social security	1	2	7	5	0	0	5	2	3	<b>25</b>
Education	0	25	4	8	4	1	0	0	1	<b>43</b>
Health and social work	0	1	3	4	10	0	1	2	0	<b>21</b>
Other community, social and personal service activities	0	4	10	8	6	1	0	6	2	<b>37</b>
Private households with employed persons	0	0	0	0	12	0	0	0	15	<b>27</b>
<b>Total</b>	<b>7</b>	<b>70</b>	<b>197</b>	<b>236</b>	<b>400</b>	<b>155</b>	<b>874</b>	<b>657</b>	<b>881</b>	<b>3,477</b>

**Figure 3 - Number of vacancies by industrial group, July 2023****Figure 4 - Distribution (%) of vacancies by skill level, July 2023**



**Table 25 - Change in number of vacancies notified in the press and in EICs by industrial group, June 2023 - July 2023**

<b>Industrial group</b>	<b>June 2023</b>	<b>July 2023</b>	<b>Change</b>
Agriculture, hunting and forestry	1,214	1,402	188
Manufacturing	525	405	-120
<i>of which: Textiles</i>	27	12	-15
<i>Wearing apparel</i>	45	34	-11
Electricity, gas and water supply	4	0	-4
Construction	333	384	51
Wholesale & retail trade; repair of motor vehicles, motorcycles, personal and household goods	268	238	-30
Transport, storage & communications	89	102	13
Hotels & restaurants	70	343	273
Information technology	1	123	122
Financial intermediation	42	27	-15
Real estate, renting and business activities	184	300	116
Public administration and defence; compulsory social security	9	25	16
Education	24	43	19
Health & social work	10	21	11
Other community, social and personal service activities	61	37	-24
Private households with employed persons	27	27	0
<b>Total</b>	<b>2,861</b>	<b>3,477</b>	<b>616</b>

**Table 26 - Number of placements effected under the Youth Employment Programme (private sector) by industrial group and sex, July 2023**

<b>Industrial group</b>	<b>Male</b>	<b>Female</b>	<b>Both sexes</b>
Manufacturing	0	2	2
Wholesale and retail trade	0	1	1
Transportation and storage	0	7	7
Accommodation and food service activities	0	2	2
Information and communication	1	2	3
Financial and insurance activities	2	2	4
Professional, scientific and technical activities	3	2	5
Administrative and support service activities	0	1	1
Human health and social work activities	0	3	3
<b>Total</b>	<b>6</b>	<b>22</b>	<b>28</b>

**Table 27 - Result of submission of candidates to employers for job placement effected in July 2023**

<b>Employment Information Centre</b>	<b>Vacancies</b>	<b>Applicants referred to employers</b>	<b>Declined offer</b>	<b>Failed to report to employer</b>	<b>Not selected</b>	<b>Result not yet known</b>	<b>Number placed</b>	<b>Placements for previous vacancies</b>
Triolet	383	1,041	0	432	439	150	19	1
Riviere du Rempart	78	91	0	33	37	1	20	0
Goodlands	282	188	7	16	139	6	20	0
Port Louis	464	90	1	0	50	16	23	0
Rose Hill	256	90	25	0	35	0	30	0
Quatre Bornes	309	182	1	0	156	1	24	0
Vacoas	59	52	17	0	15	3	17	0
Curepipe	41	30	0	0	14	0	12	4
Quartier Militaire	440	225	70	83	50	0	22	0
Flacq	667	97	0	0	79	0	18	0
Rose Belle	36	50	0	0	2	27	21	0
Riviere Des Anguilles	28	120	0	0	103	0	17	0
Mahebourg	70	95	24	14	6	27	24	0
<b>Total</b>	<b>3,113</b>	<b>2,351</b>	<b>145</b>	<b>578</b>	<b>1,125</b>	<b>231</b>	<b>267</b>	<b>5</b>
<b>Vacancies in the Public Sector</b>	<b>142</b>	<b>500</b>	<b>0</b>	<b>0</b>	<b>0</b>	<b>0</b>	<b>0</b>	<b>379</b>
<b>Grand Total</b>	<b>3,255</b>	<b>2,851</b>	<b>145</b>	<b>578</b>	<b>1,125</b>	<b>231</b>	<b>267</b>	<b>384</b>

Table 28 - Number of placements effected by industrial group, occupation and sex, July 2023

Industrial group	Occupation	Male	Female	Both sexes
Agriculture	Accounts Clerk	0	1	1
	Administrative Clerk	0	1	1
	Animal Carer	3	0	3
	Cashier	0	2	2
	Farmer, General	2	0	2
	Gardener	1	0	1
	General Worker	1	1	2
	Helper	1	1	2
	Human Resource Officer	1	0	1
	Poultry Farm Worker	1	0	1
	Store Clerk	1	0	1
	Sugar Cane Farm Skilled Worker	2	0	2
	<b>Sub Total</b>	<b>13</b>	<b>6</b>	<b>19</b>
Manufacturing	Accounts Clerk	0	3	3
	Administrative Clerk	0	1	1
	Cashier	0	1	1
	Clerical Officer / Clerk	0	1	1
	Factory Attendant, Manufacturing	1	0	1
	Factory Operator	2	5	7
	Garment Designer	1	0	1
	Helper	4	2	6
	Import and Export Clerk	1	0	1
	Kitchen Helper	1	4	5
	Loader / Unloader	1	0	1
	Lorry Attendant	1	0	1
	Lorry Driver, Heavy / Chauffeur Poid-Lourd	1	0	1
	Machine Operator, Sewing	1	0	1
	Maintenance Electrician	2	0	2
	Outdoor Sales Representative	0	2	2
	Packer, Hand	1	1	2
	Packing Machine Operator	0	2	2
	Receptionist	0	1	1
	Salesperson, Retail Trade	1	0	1
	Storekeeper	1	0	1
	Trainee Officer	0	1	1
	Vehicle Loader	1	0	1
	<b>Sub Total</b>	<b>20</b>	<b>24</b>	<b>44</b>
Construction	Administrative Clerk	0	2	2
	Building Construction Labourer	3	0	3
	Clerical Officer / Clerk	0	1	1
	Mason, General	3	0	3
	<b>Sub Total</b>	<b>6</b>	<b>3</b>	<b>9</b>
Wholesale & retail trade; repair of motor vehicles, motorcycles & personal and household goods	Accounting Technician	1	1	2
	Accounts Clerk	0	2	2
	Administrative Clerk	0	2	2

Table 28 (cont'd) - Number of placements effected by industrial group, occupation and sex, July 2023

Industrial group	Occupation	Male	Female	Both sexes
Wholesale & retail trade; repair of motor vehicles, motorcycles & personal and household goods (cont'd)	Apprentice Pastry Maker	1	0	1
	Cashier	0	5	5
	Clerical Officer / Clerk	0	1	1
	Driver, Private Car	1	0	1
	Helper	4	0	4
	Merchandiser, Clerk	1	0	1
	Packing Machine Operator	2	1	3
	Purchasing Clerk	0	1	1
	Receptionist	0	1	1
	Salesperson, Retail Trade	2	6	8
	Salesperson, Wholesale Establishment	2	0	2
	Shop Assistant	0	9	9
	<b>Sub Total</b>	<b>14</b>	<b>29</b>	<b>43</b>
Hotels and Restaurants	Administrative Clerk	0	1	1
	Cashier	1	4	5
	Cleaner	2	1	3
	Clerical Officer / Clerk	0	1	1
	Cook, General	1	1	2
	Driver, Private Car	1	0	1
	Fast Food Operator	0	3	3
	Gardener	1	0	1
	Helper	1	2	3
	Hotel Receptionist	0	3	3
	Housekeeper, Institutional	0	3	3
	Housekeeping Attendant	0	1	1
	Kitchen Helper	0	3	3
	Kitchen Steward	1	0	1
	Security Guard	0	3	3
	Storekeeper	0	1	1
	Supervisor, Housekeeping and Laundry	0	1	1
	Valet/Chambermaid, Hotel	1	1	2
	Waiter/Waitress, General	6	2	8
	<b>Sub Total</b>	<b>15</b>	<b>31</b>	<b>46</b>
Information and Communication	Junior Administrator	1	4	5
	Receptionist	0	2	2
	<b>Sub Total</b>	<b>1</b>	<b>6</b>	<b>7</b>
Financial Intermediation	Administrative Assistant	0	1	1
	Administrative Clerk	0	1	1
	Clerical Officer / Clerk	0	2	2
	Office Attendant / Auxiliary	0	1	1
	Insurance Agent	1	0	1
	Money Changer	0	1	1
	<b>Sub Total</b>	<b>1</b>	<b>6</b>	<b>7</b>

Table 28 (cont'd) - Number of placements effected by industrial group, occupation and sex, July 2023

Industrial group	Occupation	Male	Female	Both sexes
Real estate, renting and business services	Accounts Clerk	0	3	3
	Administrative Clerk	1	0	1
	Apprentice Hairdresser	0	1	1
	Cabinet Maker	1	0	1
	Cleaner	2	13	15
	Cleaner, Building/Office	1	2	3
	Clerical Officer / Clerk	2	1	3
	Customer Service Clerk	0	1	1
	Dispenser	0	1	1
	Driver, Private Car	6	0	6
	Driver/Helper	1	0	1
	Electrical Technician	1	0	1
	Electrician, General	1	0	1
	Gardener	1	0	1
	Graphic Designer	0	1	1
	Helper	5	1	6
	Hostess, Business	0	1	1
	Import and Export Clerk	1	1	2
	Laboratory Technician	1	0	1
	Lorry Driver, Heavy / Chauffeur Poid-Lourd	2	0	2
	Receptionist	0	3	3
	Salesperson, Retail Trade	0	4	4
	Secretary	1	1	2
	Security Guard	1	0	1
	Service Station Attendant	1	0	1
	Store Clerk	6	0	6
	Storekeeper	1	0	1
	Trainee Dispenser	1	1	2
	<b>Sub Total</b>	<b>37</b>	<b>35</b>	<b>72</b>
Education	Administrative Clerk	0	1	1
	Administrative Officer	1	0	1
	Attendant, School Children	0	1	1
	Child Carer / Nursery Attendant	0	3	3
	Education Officer, Language and Literature	1	0	1
	General Worker	3	3	6
	<b>Sub Total</b>	<b>5</b>	<b>8</b>	<b>13</b>
Health and Social Services	Health Care Assistant	0	1	1
	Teacher, Special Education, Professional	0	1	1
	<b>Sub Total</b>	<b>0</b>	<b>2</b>	<b>2</b>
Private Households	Carer, Home	0	3	3
	Driver, Private Car	2	0	2
	Housemaid	0	5	5
	<b>Sub Total</b>	<b>2</b>	<b>8</b>	<b>10</b>

**Table 28 (cont'd) - Number of placements effected by industrial group, occupation and sex, July 2023**

<b>Industrial group</b>	<b>Occupation</b>	<b>Male</b>	<b>Female</b>	<b>Both sexes</b>
<b>Total EIC<sup>1</sup></b>		<b>114</b>	<b>158</b>	<b>272</b>
NED <sup>2</sup> :	(a) Public Sector	194	185	379
	(b) Workfare Programme	214	19	233
	(c) Magazine de L'Emploi et des Metiers	14	7	21
	(d) Job Management System	0	1	1
	(e) Youth Employment Programme (Public & Private)	7	32	39
	(f) Back to Work Programme	0	2	2
	(g) Dual Training Programme	0	0	0
	(h) Trainee Engineer Scheme (Public & Private)	4	0	4
	(i) Overseas Vacancies	0	0	0
<b>Total NED</b>		<b>433</b>	<b>246</b>	<b>679</b>
<b>Grand Total</b>		<b>547</b>	<b>404</b>	<b>951</b>

<sup>1</sup> Employment Information Centres<sup>2</sup> National Employment Department

# WORK PERMITS & CERTIFICATES OF EXEMPTION





**Table 29 - Number of NEW work permits issued by industrial group, occupation & sex, July 2023**

<b>Industrial Group</b>	<b>Occupation</b>	<b>Male</b>	<b>Female</b>	<b>Both sexes</b>
Agriculture, hunting and forestry	Operator, Fertiliser Plant	1	0	1
	<b>Sub Total</b>	<b>1</b>	<b>0</b>	<b>1</b>
Manufacturing	Aluminium Fabricator	23	0	23
	Carpenter, General	25	0	25
	Director/Chief Executive, Corporate Organisation (Private)	1	0	1
	Electrical Engineering Technician General	5	0	5
	Electronicien	2	0	2
	Field Crop Farm Skilled Worker, General	1	0	1
	Fish Cutter	8	0	8
	Knitting Machine Operator, Garment	1	0	1
	Machine Operator, Bakery Products	4	2	6
	Machine Operator, Sewing	40	8	48
	Managing Supervisors in Manufacturing	1	0	1
	Mechanic, Electronics, Computer	1	0	1
	Quality Controller, Textiles	1	0	1
	Sheet-Metal worker, General	1	0	1
	Structural-Steel Worker, Workshop	1	0	1
	Supervisor and Foreman, Building Construction	1	0	1
	Trainer, Electronique/Electrotechnique	1	0	1
	Upholsterer, Furniture	2	0	2
	Welder	2	0	2
	<b>Sub Total</b>	<b>121</b>	<b>10</b>	<b>131</b>
Construction	Barbender	11	0	11
	Carpenter, General	5	0	5
	Managing Supervisors in Construction	1	0	1
	Mason, General	3	0	3
	Site Technician	1	0	1
	Steel Fixer	1	0	1
	Supervisor, Construction Labourers	1	0	1
	Tile Setter	4	0	4
	<b>Sub Total</b>	<b>27</b>	<b>0</b>	<b>27</b>
Wholesale and retail trade, repair of motor vehicles, motorcycles and personal and household goods	Boiler Plant Operator, Steam	2	0	2
	Cabinet Maker	2	0	2
	Cook, Hotel/Restaurant	5	0	5
	Heating, Ventilation and Refrigeration Engineering Technician	1	0	1
	Jeweller, General	1	0	1
	Marketing Officer	0	1	1
	Other Transport and Freight Handlers	2	0	2
	Plant Mechanic, Spinning	1	0	1
	Trainee Director	1	0	1
	Vegetable Farmer	1	0	1
	Wooden Furniture Finisher	11	0	11
	<b>Sub Total</b>	<b>27</b>	<b>1</b>	<b>28</b>

**Table 29(cont'd) - Number of NEW work permits issued by industrial group, occupation & sex, July 2023**

<b>Industrial Group</b>	<b>Occupation</b>	<b>Male</b>	<b>Female</b>	<b>Both sexes</b>
Transportation and storage and communications	Commercial Artist	1	0	1
	<b>Sub Total</b>	<b>1</b>	<b>0</b>	<b>1</b>
Hotels & Restaurants	Baker, General	1	0	1
	Bartender	2	0	2
	Butler	5	0	5
	Cook, Hotel/Restaurant	4	3	7
	Cook, Indian Cuisine	2	0	2
	Head Cook	1	0	1
	Machine Operator, Packing	1	0	1
	Manager Restaurant	1	0	1
	Manager Restaurant, Hotel	1	0	1
	Public Relations Officer	0	1	1
	Tandoori Specialist	1	0	1
	<b>Sub Total</b>	<b>19</b>	<b>4</b>	<b>23</b>
Real Estate Activities	Architect, Landscape	1	0	1
	Sales Consultant	0	1	1
	Photographer, General	1	0	1
	Waiter/Waitress	1	0	1
	<b>Sub Total</b>	<b>3</b>	<b>1</b>	<b>4</b>
Education	Director/Chief Executive, Corporate Organisation (Private Sector)	1	0	1
	Officer	1	0	1
	<b>Sub Total</b>	<b>2</b>	<b>0</b>	<b>2</b>
Health and social work activities	Medical Doctor Anaesthesia	1	0	1
	Nursing Officer	0	1	1
	Nursing Officer	0	1	1
	Radiographer	2	1	3
	Specialised Nurse	3	2	5
	<b>Sub Total</b>	<b>6</b>	<b>5</b>	<b>11</b>
Other community, social and personal service	Biologist, General	2	0	2
	Sculptor	3	0	3
	Senior Administrator of Hindu Religious Organisation	3	0	3
	<b>Sub Total</b>	<b>8</b>	<b>0</b>	<b>8</b>
Private households with employed persons	Carer	2	0	2
	<b>Sub Total</b>	<b>2</b>	<b>0</b>	<b>2</b>
<b>Total</b>		<b>217</b>	<b>21</b>	<b>238</b>

**Table 30 - Number of work permits RENEWED by industrial group, occupation & sex, July 2023**

<b>Sector</b>	<b>Occupation</b>	<b>Male</b>	<b>Female</b>	<b>Both sexes</b>
Agriculture, hunting and forestry	Cane Harvesting Equipment Operator	1	0	1
	Carer	1	0	1
	Field Crop Farmer, General	1	0	1
	Supervisors and General Foremen, Food Processing			
	Machine Operations	1	0	1
	<b>Sub Total</b>	<b>4</b>	<b>0</b>	<b>4</b>
Manufacturing	Air Conditioner Installer	3	0	3
	Automatic Knitting Machine Programmer	1	0	1
	Automobile Mechanic, Petrol and Diesel	1	0	1
	Baker, General	1	0	1
	Barbender	1	0	1
	Building Electrician	6	0	6
	Cabinet Maker	7	0	7
	Electrical Engineering Technician, Electric Systems	1	0	1
	Electrician, General	3	0	3
	Factory Mechanic Operator, Sugar Processing	5	0	5
	Fast Food Operators	1	0	1
	Fibre-Preparing, Spinning and Winding Machine Operators,	11	0	11
	Fish Cutter	40	103	143
	Gas Welder	2	0	2
	Hand Weavers, Knitters and Other Hand Textile Products M	1	0	1
	Head Cook	1	0	1
	Jeweller, General	1	0	1
	Knitter, Garments, Hand	1	0	1
	Knitting Machine Operator, Automatic, Circular	1	0	1
	Lathe Operator	1	0	1
	Machine Operator, Bakery Products	15	0	15
	Machine Operator, Fabric Dyeing	7	0	7
	Machine Operator, Fish Processing	13	4	17
	Machine Operator, Paper Products	2	0	2
	Machine Operator, Plastic Products Fabrication	1	0	1
	Machine Operator, Sewing	189	101	290
	Machine Operator, Sewing Leather	3	0	3
	Machine Operator, Spinning, Thread and Yarn	43	0	43
	Machine Operator, Stone Drilling	0	3	3
	Machine Operator, Textile Cutting	0	1	1
	Machine Operator, Textile Printing	1	11	12

Table 30 (cont'd)- Number of work permits RENEWED by industrial group, occupation &amp; sex, July 2023

Sector	Occupation	Male	Female	Both sexes
Manufacturing (cont'd)	Maintenance Engineer, Mechanical	1	0	1
	Pastry Maker	1	0	1
	Pattern-Maker and Cutter, Mattress	1	0	1
	Recycling Machine Operator, Plastic	2	0	2
	Sewing Machinist	1	0	1
	Sheet-Metal Worker, Furniture	1	0	1
	Site Technician	1	0	1
	Snack Maker	1	0	1
	Spinner, Thread and Yarn	20	0	20
	Supervisor and Foreman, Textile Manufacturing	2	0	2
	Supervisor Plumbing, Pipe Fitting	1	0	1
	Team Leader	1	0	1
	Textile Bleaching, Dyeing, and Cleaning Machine Operators	1	0	1
	Textile Technician	1	0	1
	Upholsterer, General	2	0	2
	Welder	1	0	1
	Welders and Flame-Cutters	3	0	3
	Withering Operator	1	0	1
	Yarn Dyeing Technician	1	0	1
	<b>Sub Total</b>	<b>406</b>	<b>223</b>	<b>629</b>
Construction	Barbender	14	0	14
	Building Construction Labourer	2	0	2
	Building Painter	1	0	1
	Cabinet Maker	1	0	1
	Carpenter, General	63	0	63
	Concrete Shutterer	24	0	24
	Construction Carpenter	8	0	8
	Cooks	1	0	1
	Electrical Engineering Technician General	11	0	11
	Granite Technician	8	0	8
	Laboratory Technician, Chemical Laboratory	1	0	1
	Mason, General	92	0	92
	Mason, Monument	2	0	2
	Materials Testing Technician, Civil	2	0	2
	Plumber, General	2	0	2
	Site Technician	2	0	2

Table 30 (cont'd)- Number of work permits RENEWED by industrial group, occupation &amp; sex, July 2023

Sector	Occupation	Male	Female	Both sexes
Construction (cont'd)	Stonemason, Construction	7	0	7
	Tile Setter	5	0	5
	Water Proofer	2	0	2
	<b>Sub Total</b>	<b>248</b>	<b>0</b>	<b>248</b>
Wholesale and retail trade, repair of motor vehicles, motorcycles and personal and household goods	Automobile Mechanic, Diesel	1	0	1
	Automobile Mechanic, Petrol and Diesel	4	0	4
	Carpenter, General	1	0	1
	Frigorist	1	0	1
	Glue Bonding Machine Setter Operator, Panel	1	0	1
	Machine Operator, Bakery Products	2	0	2
	Machine Operator, Labelling	4	0	4
	Machine Operator, Packing	9	0	9
	Machine Operator, Sewing	1	0	1
	Mechanic Tractor	2	0	2
	Painter, Vehicle	1	0	1
	Technician, Telephones	1	0	1
	Upholsterer, General	1	0	1
	<b>Sub Total</b>	<b>29</b>	<b>0</b>	<b>29</b>
Transport, Storage and Communications	Rigger, General	1	0	1
	<b>Sub Total</b>	<b>1</b>	<b>0</b>	<b>1</b>
Hotels and Restaurants	Ayurvedic Therapist	2	0	2
	Carpenter, General	5	0	5
	Cook, Hotel/Restaurant	4	0	4
	Cook, Indian Cuisine	1	0	1
	Head Cook	1	0	1
	Other Physical Science and Engineering Technicians	1	0	1
	Sculptor	1	0	1
	Sous Chef	0	1	1
	Spa Therapist	1	1	2
	<b>Sub Total</b>	<b>16</b>	<b>2</b>	<b>18</b>
Financial Intermediation	Lines and Risk Manager- Betting	1	0	1
	<b>Sub Total</b>	<b>1</b>	<b>0</b>	<b>1</b>

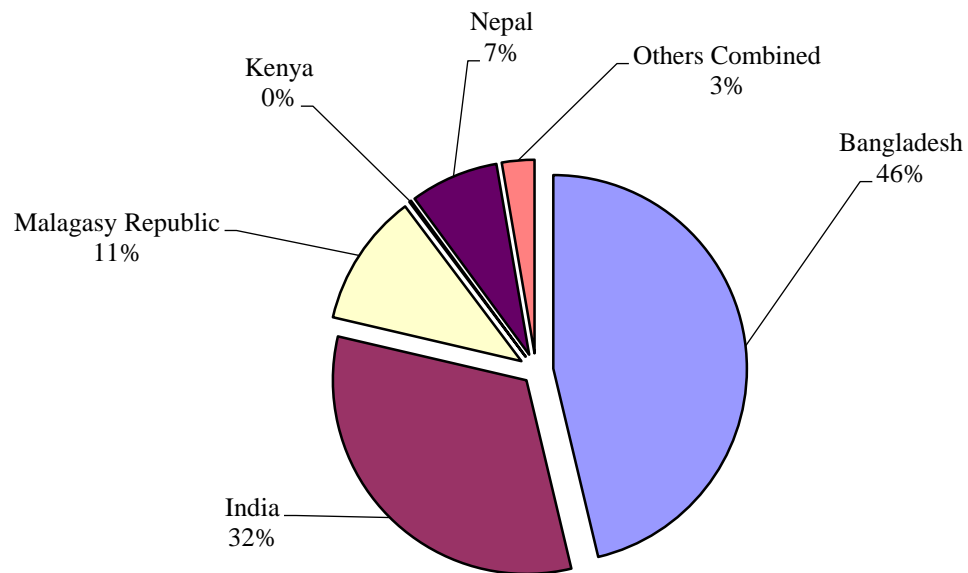
**Table 30 (cont'd)- Number of work permits RENEWED by industrial group, occupation & sex, July 2023**

<b>Sector</b>	<b>Occupation</b>	<b>Male</b>	<b>Female</b>	<b>Both sexes</b>
Real estate activities	Other Legal Professionals, NEC	1	0	1
	<b>Sub Total</b>	<b>1</b>	<b>0</b>	<b>1</b>
Education	Social Worker Professional	0	1	1
	<b>Sub Total</b>	<b>0</b>	<b>1</b>	<b>1</b>
Health and Social Work Activities	Laboratory Technicians	2	0	2
	Medical Doctor, Radiology	1	0	1
	Nursing Officer	1	2	3
	<b>Sub Total</b>	<b>4</b>	<b>2</b>	<b>6</b>
Other community, social and Personal Service	Football Player	1	0	1
	Sculptor	1	0	1
	Warden, Wildlife	2	0	2
	<b>Sub Total</b>	<b>4</b>	<b>0</b>	<b>4</b>
<b>Total</b>		<b>714</b>	<b>228</b>	<b>942</b>

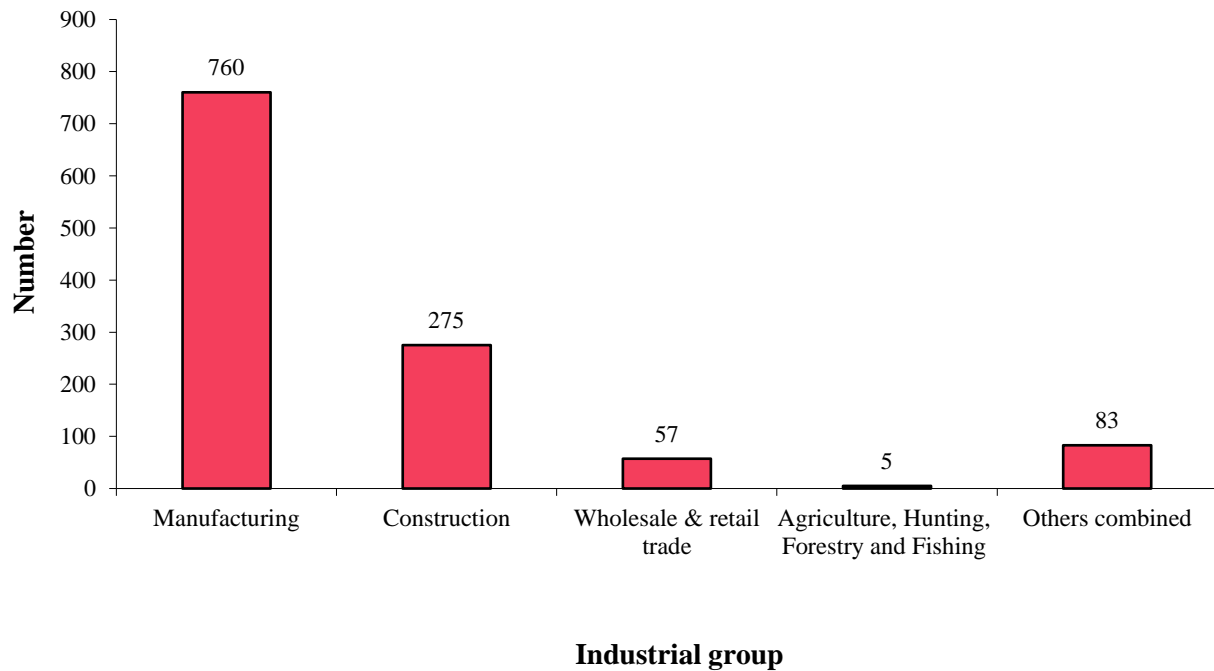
**Table 31 - Number of new work permits issued and renewed work permits by country of origin & sex, July 2023**

Country	New			Renewed			Grand Total
	Male	Female	Both sexes	Male	Female	Both sexes	
Bangladesh	17	0	17	356	173	529	546
Belgium	0	1	1	0	0	0	1
Botswana	0	0	0	1	0	1	1
China	10	0	10	1	1	2	12
France	1	0	1	1	0	1	2
Ghana	0	0	0	1	0	1	1
India	90	6	96	277	9	286	382
Ivory Coast	0	0	0	1	0	1	1
Kenya	1	0	1	1	0	1	2
Madagascar	35	14	49	43	39	82	131
Malaysia	0	0	0	0	1	1	1
Nepal	59	0	59	28	0	28	87
Nigeria	1	0	1	0	0	0	1
Pakistan	1	0	1	0	0	0	1
Sri lanka	0	0	0	3	5	8	8
United Kingdom	1	0	1	1	0	1	2
Zimbabwe	1	0	1	0	0	0	1
<b>Total</b>	<b>217</b>	<b>21</b>	<b>238</b>	<b>714</b>	<b>228</b>	<b>942</b>	<b>1,180</b>

**Figure 5 - Distribution (%) of new work permits & renewed work permits by country of origin, July 2023**



**Figure 6 - Number of new work permits & renewed work permits by industrial group, July 2023**





**Table 32 - Number of new and renewed work permits by industrial group & sex, July 2023**

Industrial group	New			Renewed			Total		
	Male	Female	Both sexes	Male	Female	Both sexes	Male	Female	Both sexes
Agriculture, Hunting, Forestry and Fishing	1	0	1	4	0	4	5	0	5
Manufacturing	121	10	131	406	223	629	527	233	760
Electricity, Gas and Water Supply	0	0	0	0	0	0	0	0	0
Construction	27	0	27	248	0	248	275	0	275
Wholesale And Retail Trade, Repair Of Motor Vehicles, Motorcycles And Personal And Household Goods	27	1	28	29	0	29	56	1	57
Transport and Storage and Communications	1	0	1	1	0	1	2	0	2
Hotels and Restaurants	19	4	23	16	2	18	35	6	41
Financial Intermediation	0	0	0	1	0	1	1	0	1
Real Estate, Renting And Business Activities	3	1	4	1	0	1	4	1	5
Education	2	0	2	0	1	1	2	1	3
Health And Social Work	6	5	11	4	2	6	10	7	17
Other Community, Social And Personal Service	8	0	8	4	0	4	12	0	12
Private households with employed persons	2	0	2	0	0	0	2	0	2
<b>Total</b>	<b>217</b>	<b>21</b>	<b>238</b>	<b>714</b>	<b>228</b>	<b>942</b>	<b>931</b>	<b>249</b>	<b>1,180</b>

**Table 33 - Number of certificates of exemption issued and renewed by country of origin & sex, July 2023**

<b>Country</b>	<b>New</b>	<b>Renewed</b>	<b>Grand Total</b>
Burundi	0	1	<b>1</b>
France	14	7	<b>21</b>
India	254	494	<b>748</b>
Indonesia	0	3	<b>3</b>
Kenya	1	1	<b>2</b>
Madagascar	9	22	<b>31</b>
Nepal	32	0	<b>32</b>
Russia	4	0	<b>4</b>
Serbia	0	1	<b>1</b>
United States of America	1	0	<b>1</b>
<b>Total</b>	<b>315</b>	<b>529</b>	<b>844</b>

**Table 34 - Number of valid work permits and certificates of exemption by industrial group & sex, as at end of July 2023**

Industrial group	Valid Work Permits			Certificates of Exemption			Grand Total		
	Male	Female	Both sexes	Male	Female	Both sexes	Male	Female	Both sexes
Agriculture, Hunting, Forestry and Fishing	1,030	13	1,043	280	0	280	1,310	13	1,323
Mining And Quarrying	8	0	8	0	0	0	8	0	8
Manufacturing	16,081	4,106	20,187	3	0	3	16,084	4,106	20,190
Electricity, Gas And Water Supply	20	0	20	0	0	0	20	0	20
Construction	5,704	17	5,721	4,766	1	4,767	10,470	18	10,488
Wholesale And Retail Trade, Repair Of Motor Vehicles, Motorcycles And Personal And Household Goods	1,694	18	1,712	3	0	3	1,697	18	1,715
Transport, Storage And Communications	216	166	382	4	0	4	220	166	386
Hotels And Restaurants	500	52	552	0	1	1	500	53	553
Information Technology	12	5	17	0	0	0	12	5	17
Financial Intermediation	29	4	33	16	14	30	45	18	63
Real Estate, Renting And Business Activities	286	18	304	0	0	0	286	18	304
Administrative and Support	5	15	20	0	0	0	5	15	20
Public Administration And Defence; Compulsory Social Security	5	2	7	86	29	115	91	31	122
Education	11	13	24	51	47	98	62	60	122
Health And Social Work	156	121	277	3	1	4	159	122	281
Other Community, Social And Personal Service	523	104	627	34	14	48	557	118	675
Private Households With Employed Persons	79	63	142	0	0	0	79	63	142
Extra-territorial Organisations and Bodies	0	0	0	31	30	61	31	30	61
<b>Total</b>	<b>26,359</b>	<b>4,717</b>	<b>31,076</b>	<b>5,277</b>	<b>137</b>	<b>5,414</b>	<b>31,636</b>	<b>4,854</b>	<b>36,490</b>

Table 35 - Number of valid work permits and certificates of exemption by country of origin &amp; sex, as at end of July 2023

Country of origin	Valid Work Permits			Certificates of exemption			Grand Total		
	Male	Female	Both sexes	Male	Female	Both sexes	Male	Female	Both sexes
Armenia	0	0	0	1	0	1	1	0	1
Australia	6	2	8	2	1	3	8	3	11
Bangladesh	11,457	2,842	14,299	75	0	75	11,532	2,842	14,374
Belgium	2	4	6	1	0	1	3	4	7
Botswana	1	0	1	1	1	2	2	1	3
Brazil	3	2	5	0	0	0	3	2	5
Burkina Faso	0	0	0	0	0	0	0	0	0
Burundi	1	0	1	1	0	1	2	0	2
Cameroon	1	2	3	0	0	0	1	2	3
Canada	1	4	5	0	2	2	1	6	7
Chile	1	0	1	0	0	0	1	0	1
China, People's Republic of	286	33	319	14	22	36	300	55	355
Comoro Islands	0	1	1	0	0	0	0	1	1
Congo	3	4	7	0	0	0	3	4	7
Croates	0	0	0	1	0	1	1	0	1
Cuba	1	0	1	1	0	1	2	0	2
Czech Republic	0	1	1	1	0	1	1	1	2
Djibouti	0	1	1	0	1	1	0	2	2
Egypt	3	0	3	0	0	0	3	0	3
El Salvador	0	0	0	1	0	1	1	0	1
Ethiopia	2	0	2	3	0	3	5	0	5
France	35	23	58	79	88	167	114	111	225
Germany	2	2	4	2	0	2	4	2	6
Ghana	6	1	7	2	1	3	8	2	10
Greece	0	0	0	1	0	1	1	0	1
Guinea	0	0	0	0	0	0	0	0	0
Honduras	1	1	2	0	0	0	1	1	2
Hong Kong	1	0	1	0	0	0	1	0	1
Iceland	0	1	1	0	0	0	0	1	1
India	10,214	313	10,527	4,612	4	4,616	14,826	317	15,143
Indonesia	17	29	46	77	2	79	94	31	125
Iran	1	0	1	0	0	0	1	0	1
Ireland	1	1	2	0	0	0	1	1	2
Italy	2	2	4	1	0	1	3	2	5
Ivory Coast	5	1	6	0	0	0	5	1	6
Japan	0	0	0	3	3	6	3	3	6
Jordan	0	0	0	1	0	1	1	0	1
Kenya	50	89	139	1	2	3	51	91	142
Korea, Republic of	3	0	3	3	0	3	6	0	6
Laos	0	1	1	0	0	0	0	1	1
Luthiana	0	1	1	0	0	0	0	1	1
Malagasy Republic	2,844	1,095	3,939	208	0	208	3,052	1,095	4,147
Malaysia	0	3	3	0	0	0	0	3	3
Maldives Island	1	0	1	0	0	0	1	0	1
Mexico	2	0	2	0	0	0	2	0	2
Morocco	3	2	5	0	0	0	3	2	5
Mozambique	59	0	59	1	1	2	60	1	61
Nepal	895	12	907	92	0	92	987	12	999
Nigeria	5	0	5	1	0	1	6	0	6

Table 35 (Cont'd) - Number of valid work permits and certificates of exemption by country of origin &amp; sex, as at end of July 2023

Country of origin	Valid Work Permits			Certificates of exemption			Grand Total		
	Male	Female	Both sexes	Male	Female	Both sexes	Male	Female	Both sexes
Pakistan	13	0	13	0	0	0	13	0	13
Philippines	6	17	23	20	0	20	26	17	43
Poland	3	0	3	0	0	0	3	0	3
Romania	0	0	0	1	0	1	1	0	1
Russia	0	1	1	4	0	4	4	1	5
Rwanda	1	0	1	1	3	4	2	3	5
Senegal	6	2	8	0	0	0	6	2	8
Serbia	0	0	0	3	0	3	3	0	3
Seychelles	1	1	2	3	0	3	4	1	5
Singapore	0	0	0	7	0	7	7	0	7
Slovakia	0	1	1	0	0	0	0	1	1
Slovenia	1	0	1	0	0	0	1	0	1
Somalia	0	0	0	1	0	1	1	0	1
South Africa	20	12	32	8	4	12	28	16	44
South Korea	2	0	2	0	0	0	2	0	2
Spain	3	1	4	0	0	0	3	1	4
Sri Lanka	337	187	524	10	0	10	347	187	534
Swaziland	0	0	0	0	1	1	0	1	1
Switzerland	3	0	3	0	0	0	3	0	3
Syria	1	0	1	0	0	0	1	0	1
Taiwan	2	1	3	2	0	2	4	1	5
Tanzania	2	0	2	6	0	6	8	0	8
Thailand	1	4	5	0	0	0	1	4	5
Togo	0	0	0	1	0	1	1	0	1
Tunisia	3	2	5	0	0	0	3	2	5
Turkey	1	0	1	0	0	0	1	0	1
Uganda	0	4	4	3	1	4	3	5	8
United Arab of Emirates	0	0	0	1	0	1	1	0	1
United Kingdom	9	4	13	10	0	10	19	4	23
United States of America	2	2	4	8	0	8	10	2	12
Vietnam	1	1	2	0	0	0	1	1	2
Yemen	2	0	2	0	0	0	2	0	2
Zambia	0	1	1	0	0	0	0	1	1
Zimbabwe	24	3	27	2	0	2	26	3	29
<b>Total</b>	<b>26,359</b>	<b>4,717</b>	<b>31,076</b>	<b>5,277</b>	<b>137</b>	<b>5,414</b>	<b>31,636</b>	<b>4,854</b>	<b>36,490</b>

**Table 36 - Number of valid work permits and certificates of exemption (more than 50) by occupation & sex, as at end of July 2023**

<b>Occupation</b>	<b>Male</b>	<b>Female</b>	<b>Total</b>
Aluminium Fabricator	255	0	255
Architect, Landscape	52	0	52
Barbender	336	0	336
Brush Maker, Hand	42	26	68
Cabinet Maker	587	1	588
Call Centre Operator	80	120	200
Carer	43	39	82
Carpenter	78	0	78
Carpenter Grade II	214	0	214
Carpenter, General	1227	1	1,228
Concrete Shutterer	78	0	78
Construction Carpenter	179	0	179
Cook, Hotel/Restaurant	131	4	135
Cook, Indian Cuisine	154	4	158
Electrician, General	357	0	357
Factory Mechanic Operator, Sugar Processing	85	0	85
Farm Hands And Labourers, Nec	53	0	53
Fish Cutter	583	908	1,491
Fisherman	116	0	116
Frigorist	61	0	61
Gas And Electric Welder, General	130	0	130
Gas Welder	53	0	53
Green House And Budding Operator	138	0	138
Head Cook	49	2	51
Helper	1017	0	1,017
Helper - Civil Works	231	0	231
Housemaid	46	19	65
Injection Moulding Machine Operator	56	0	56
Jeweller, General	84	0	84
Khalasi	145	0	145
Knitting Machine Operator, Garment	67	0	67
Machine Operator, Bakery Products	709	3	712
Machine Operator, Colour Film Developing	515	279	794
Machine Operator, Drying, Laundry	82	0	82
Machine Operator, Fish Processing	36	28	64
Machine Operator, Foodstuffs Dehydrating	46	8	54
Machine Operator, Packing	416	6	422
Machine Operator, Sewing	9110	2623	11,733
Machine Operator, Sewing Leather	56	3	59
Machine Operator, Spinning, Thread And Yarn	300	0	300
Machine Operator, Textile Printing	76	21	97

**Table 36 (Cont'd) - Number of valid work permits and certificates of exemption (more than 50) by occupation & sex, as at end of July 2023**

<b>Occupation</b>	<b>Male</b>	<b>Female</b>	<b>Total</b>
Machine Operator, Textiles	203	9	212
Mason	102	0	102
Mason Grade I	205	0	205
Mason Grade II	198	0	198
Mason, General	1794	3	1,797
Mason, Monument	99	0	99
Metal Working Machine Setter Operator, General	77	14	91
Nursing Officer	57	62	119
Pastry Maker	200	5	205
Plastic Injection Moulding Machine Operator	64	0	64
Plumber, General	204	0	204
Poultry Farm Worker (Unskilled)	67	0	67
Poultry Farmer	95	0	95
Rebar Fitter Grade II	279	0	279
Rebar Fitter Sg II	56	0	56
Rigger, General	54	0	54
Senior Administrator Of Christian Religious Organisation	39	30	69
Senior Administrator Of Hindu Religious Organisation	52	0	52
Spinner, Thread And Yarn	220	3	223
Steel Fixer	299	1	300
Stonemason, Construction	63	0	63
Sugarcane Farm Worker (Unskilled)	68	0	68
Supervisor, Call Centre	17	54	71
Surveyor, Land	51	0	51
Technician Grade II	96	0	96
Tile Setter	157	0	157
Unskilled Worker	162	0	162
Unskilled Worker Grade II	195	0	195
Upholsterer, General	85	0	85
Vegetable Farm Worker, (Unskilled)/Labourer	93	0	93
Weaving And Knitting Machine Operators, Nec	75	0	75
Welder, Mig	240	0	240
Welders And Flame-Cutters, Nec	62	0	62
<i>Others</i>	<i>7835</i>	<i>578</i>	<i>8,413</i>
<b>Total</b>	<b>31636</b>	<b>4854</b>	<b>36,490</b>

Table 37 - Number of valid work permits and certificates of exemption by industrial group, country of origin &amp; sex, as at end of July 2023

Industrial Group	Country Name	Valid Work Permits			Certificates of Exemption			Grand Total		
		Male	Female	Total	Male	Female	Total	Male	Female	Total
Agriculture, Forestry And Fishing	Bangladesh	562	0	562	0	0	0	562	0	562
	Belgium	0	1	1	0	0	0	0	1	1
	China	0	0	0	8	0	8	8	0	8
	Ethiopia	1	0	1	0	0	0	1	0	1
	Ghana	0	0	0	2	0	2	2	0	2
	India	276	2	278	1	0	1	277	2	279
	Indonesia	0	0	0	66	0	66	66	0	66
	Kenya	28	1	29	0	0	0	28	1	29
	Madagascar	145	8	153	166	0	166	311	8	319
	Nepal	16	0	16	0	0	0	16	0	16
	Philippines	0	1	1	20	0	20	20	1	21
	South Africa	0	0	0	5	0	5	5	0	5
	Sri Lanka	0	0	0	10	0	10	10	0	10
	Taiwan	2	0	2	2	0	2	4	0	4
	<b>Sub Total</b>	<b>1030</b>	<b>13</b>	<b>1043</b>	<b>280</b>	<b>0</b>	<b>280</b>	<b>1310</b>	<b>13</b>	<b>1323</b>
Mining And Quarrying	Bangladesh	8	0	8	0	0	0	8	0	8
	<b>Sub Total</b>	<b>8</b>	<b>0</b>	<b>8</b>	<b>0</b>	<b>0</b>	<b>0</b>	<b>8</b>	<b>0</b>	<b>8</b>
Manufacturing	Bangladesh	8243	2821	11064	0	0	0	8243	2821	11064
	Botswana	1	0	1	0	0	0	1	0	1
	China	20	19	39	0	0	0	20	19	39
	France	3	1	4	3	0	3	6	1	7
	Honduras	0	1	1	0	0	0	0	1	1
	India	5081	158	5239	0	0	0	5081	158	5239
	Indonesia	1	0	1	0	0	0	1	0	1
	Iran	1	0	1	0	0	0	1	0	1
	Ivory Coast	4	0	4	0	0	0	4	0	4
	Kenya	17	86	103	0	0	0	17	86	103
	Laos	0	1	1	0	0	0	0	1	1
	Madagascar	2181	829	3010	0	0	0	2181	829	3010
	Morocco	0	2	2	0	0	0	0	2	2
	Mozambique	2	0	2	0	0	0	2	0	2
	Nepal	194	2	196	0	0	0	194	2	196
	Philippines	0	1	1	0	0	0	0	1	1
	South Africa	1	0	1	0	0	0	1	0	1
	Spain	1	0	1	0	0	0	1	0	1
	Sri Lanka	321	185	506	0	0	0	321	185	506
	United Kingdom	1	0	1	0	0	0	1	0	1
	Zimbabwe	9	0	9	0	0	0	9	0	9
	<b>Sub Total</b>	<b>16081</b>	<b>4106</b>	<b>20187</b>	<b>3</b>	<b>0</b>	<b>3</b>	<b>16084</b>	<b>4106</b>	<b>20190</b>
Electricity, Gas And Water Supply	Bangladesh	19	0	19	0	0	0	19	0	19
	Nepal	1	0	1	0	0	0	1	0	1
	<b>Sub Total</b>	<b>20</b>	<b>0</b>	<b>20</b>	<b>0</b>	<b>0</b>	<b>0</b>	<b>20</b>	<b>0</b>	<b>20</b>
Construction	Australia	0	0	0	1	0	1	1	0	1
	Bangladesh	1142	1	1143	74	0	74	1216	1	1217
	China	242	8	250	0	0	0	242	8	250
	Comoro Islands	0	1	1	0	0	0	0	1	1
	France	0	0	0	1	0	1	1	0	1
	Ghana	3	0	3	0	0	0	3	0	3
	Hong Kong	1	0	1	0	0	0	1	0	1
	India	3596	4	3600	4553	1	4554	8149	5	8154
	Indonesia	0	2	2	0	0	0	0	2	2
	Madagascar	129	0	129	37	0	37	166	0	166
	Mozambique	57	0	57	0	0	0	57	0	57
	Nepal	533	1	534	92	0	92	625	1	626
	Nigeria	1	0	1	0	0	0	1	0	1
	Singapore	0	0	0	7	0	7	7	0	7
	South Africa	0	0	0	1	0	1	1	0	1
	<b>Sub Total</b>	<b>5704</b>	<b>17</b>	<b>5721</b>	<b>4766</b>	<b>1</b>	<b>4767</b>	<b>10470</b>	<b>18</b>	<b>10488</b>
Wholesale And Retail Trade, Repair Of Motor Vehicles, Motorcycles And Personal And Household Goods	Bangladesh	1099	5	1104	0	0	0	1099	5	1104
	Brazil	0	1	1	0	0	0	0	1	1
	China	8	0	8	0	0	0	8	0	8
	France	2	0	2	0	0	0	2	0	2
	Ghana	1	0	1	0	0	0	1	0	1
	India	346	1	347	3	0	3	349	1	350
	Indonesia	16	0	16	0	0	0	16	0	16
	Italy	1	0	1	0	0	0	1	0	1
	Madagascar	117	9	126	0	0	0	117	9	126
	Nepal	99	2	101	0	0	0	99	2	101
	Nigeria	1	0	1	0	0	0	1	0	1
	Pakistan	1	0	1	0	0	0	1	0	1
	South Africa	1	0	1	0	0	0	1	0	1
	Spain	1	0	1	0	0	0	1	0	1
	Yemen	1	0	1	0	0	0	1	0	1
	<b>Sub Total</b>	<b>1694</b>	<b>18</b>	<b>1712</b>	<b>3</b>	<b>0</b>	<b>3</b>	<b>1697</b>	<b>18</b>	<b>1715</b>



Table 37 (Cont'd) - Number of valid work permits and certificates of exemption by industrial group, country of origin &amp; sex, as at end of July 2023

Industrial Group	Country Name	Valid Work Permits			Certificates of Exemption			Grand Total		
		Male	Female	Total	Male	Female	Total	Male	Female	Total
Transport, Storage And Communications	Bangladesh	32	0	32	0	0	0	32	0	32
	China	1	0	1	0	0	0	1	0	1
	Czech Republic	0	1	1	0	0	0	0	1	1
	Djibouti	0	1	1	0	0	0	0	1	1
	France	0	0	0	1	0	1	1	0	1
	Greece	0	0	0	1	0	1	1	0	1
	India	52	0	52	0	0	0	52	0	52
	Indonesia	0	0	0	2	0	2	2	0	2
	Korea	2	0	2	0	0	0	2	0	2
	Madagascar	122	164	286	0	0	0	122	164	286
	Nepal	4	0	4	0	0	0	4	0	4
	Slovenia	1	0	1	0	0	0	1	0	1
	South Korea	2	0	2	0	0	0	2	0	2
	<b>Sub Total</b>	<b>216</b>	<b>166</b>	<b>382</b>	<b>4</b>	<b>0</b>	<b>4</b>	<b>220</b>	<b>166</b>	<b>386</b>
Hotels And Restaurants	Bangladesh	93	0	93	0	0	0	93	0	93
	Belgium	1	0	1	0	0	0	1	0	1
	Brazil	0	1	1	0	0	0	0	1	1
	Canada	0	1	1	0	0	0	0	1	1
	China	13	1	14	0	0	0	13	1	14
	Egypt	1	0	1	0	0	0	1	0	1
	France	1	1	2	0	1	1	1	2	3
	India	284	8	292	0	0	0	284	8	292
	Indonesia	0	5	5	0	0	0	0	5	5
	Madagascar	23	12	35	0	0	0	23	12	35
	Malasia	0	1	1	0	0	0	0	1	1
	Maldives Island	1	0	1	0	0	0	1	0	1
	Mexico	1	0	1	0	0	0	1	0	1
	Morocco	3	0	3	0	0	0	3	0	3
	Nepal	35	3	38	0	0	0	35	3	38
	Nigeria	1	0	1	0	0	0	1	0	1
	Philippines	2	2	4	0	0	0	2	2	4
	Russia	0	1	1	0	0	0	0	1	1
	Senegal	6	2	8	0	0	0	6	2	8
	South Africa	6	5	11	0	0	0	6	5	11
	Sri Lanka	6	0	6	0	0	0	6	0	6
	Switzerland	1	0	1	0	0	0	1	0	1
	Syria	1	0	1	0	0	0	1	0	1
	Taiwan	0	1	1	0	0	0	0	1	1
	Thailand	1	4	5	0	0	0	1	4	5
	Tunisia	3	2	5	0	0	0	3	2	5
	Turkey	1	0	1	0	0	0	1	0	1
	Vietnam	1	1	2	0	0	0	1	1	2
	Zimbabwe	15	1	16	0	0	0	15	1	16
	<b>Sub Total</b>	<b>500</b>	<b>52</b>	<b>552</b>	<b>0</b>	<b>1</b>	<b>1</b>	<b>500</b>	<b>53</b>	<b>553</b>
Information Technology	Bangladesh	6	0	6	0	0	0	6	0	6
	France	3	3	6	0	0	0	3	3	6
	India	2	1	3	0	0	0	2	1	3
	Philippines	0	1	1	0	0	0	0	1	1
	United Kingdom	1	0	1	0	0	0	1	0	1
	<b>Sub Total</b>	<b>12</b>	<b>5</b>	<b>17</b>	<b>0</b>	<b>0</b>	<b>0</b>	<b>12</b>	<b>5</b>	<b>17</b>
Financial Intermediation	Bangladesh	1	0	1	0	0	0	1	0	1
	Botswana	0	0	0	0	1	1	0	1	1
	Canada	0	0	0	0	1	1	0	1	1
	Djibouti	0	0	0	0	1	1	0	1	1
	France	0	0	0	3	5	8	3	5	8
	India	23	4	27	1	0	1	24	4	28
	Madagascar	0	0	0	4	0	4	4	0	4
	Mozambique	0	0	0	1	2	3	1	2	3
	Rwanda	0	0	0	0	3	3	0	3	3
	Seychelles	0	0	0	2	0	2	2	0	2
	South Africa	0	0	0	0	1	1	0	1	1
	Sri Lanka	4	0	4	0	0	0	4	0	4
	Swaziland	0	0	0	0	1	1	0	1	1
	United Kingdom	1	0	1	0	0	0	1	0	1
	United States Of America	0	0	0	3	0	3	3	0	3
	Zimbabwe	0	0	0	2	0	2	2	0	2
	<b>Sub Total</b>	<b>29</b>	<b>4</b>	<b>33</b>	<b>16</b>	<b>14</b>	<b>30</b>	<b>45</b>	<b>18</b>	<b>63</b>
Real Estate, Renting And Activities	Bangladesh	119	2	121	0	0	0	119	2	121
	Belgium	0	2	2	0	0	0	0	2	2
	Cameroon	0	1	1	0	0	0	0	1	1
	China	2	1	3	0	0	0	2	1	3
	France	3	3	6	0	0	0	3	3	6

Table 37 (Cont'd) - Number of valid work permits and certificates of exemption by industrial group, country of origin &amp; sex, as at end of July 2023

Industrial Group	Country Name	Valid Work Permits			Certificates of Exemption			Grand Total		
		Male	Female	Total	Male	Female	Total	Male	Female	Total
Real Estate, Renting And Activities (Cont'd)	Germany	1	0	1	0	0	0	1	0	1
	Ghana	1	0	1	0	0	0	1	0	1
	India	128	2	130	0	0	0	128	2	130
	Madagascar	24	5	29	0	0	0	24	5	29
	Malasia	0	1	1	0	0	0	0	1	1
	Nepal	4	0	4	0	0	0	4	0	4
	Pakistan	1	0	1	0	0	0	1	0	1
	South Africa	0	1	1	0	0	0	0	1	1
	Sri Lanka	2	0	2	0	0	0	2	0	2
	Yemen	1	0	1	0	0	0	1	0	1
	<b>Sub Total</b>	<b>286</b>	<b>18</b>	<b>304</b>	<b>0</b>	<b>0</b>	<b>0</b>	<b>286</b>	<b>18</b>	<b>304</b>
Administrative and Support	Madagascar	5	15	20	0	0	0	5	15	20
	<b>Sub Total</b>	<b>5</b>	<b>15</b>	<b>20</b>	<b>0</b>	<b>0</b>	<b>0</b>	<b>5</b>	<b>15</b>	<b>20</b>
Public Administration And Defence; Compulsory Social Security	Australia	1	0	1	0	0	0	1	0	1
	China	0	0	0	2	17	19	2	17	19
	Croates	0	0	0	1	0	1	1	0	1
	Cuba	0	0	0	1	0	1	1	0	1
	El Salvador	0	0	0	1	0	1	1	0	1
	Ethiopia	0	0	0	1	0	1	1	0	1
	France	0	2	2	7	11	18	7	13	20
	India	4	0	4	45	0	45	49	0	49
	Indonesia	0	0	0	7	0	7	7	0	7
	Italy	0	0	0	1	0	1	1	0	1
	Japan	0	0	0	2	1	3	2	1	3
	Korea	0	0	0	3	0	3	3	0	3
	Romania	0	0	0	1	0	1	1	0	1
	Serbia	0	0	0	1	0	1	1	0	1
	South Africa	0	0	0	1	0	1	1	0	1
	Tanzania	0	0	0	4	0	4	4	0	4
	Togo	0	0	0	1	0	1	1	0	1
	United Kingdom	0	0	0	7	0	7	7	0	7
	<b>Sub Total</b>	<b>5</b>	<b>2</b>	<b>7</b>	<b>86</b>	<b>29</b>	<b>115</b>	<b>91</b>	<b>31</b>	<b>122</b>
Education	Australia	0	1	1	1	0	1	1	1	2
	Bangladesh	1	0	1	0	0	0	1	0	1
	Canada	0	0	0	0	1	1	0	1	1
	China	0	3	3	2	5	7	2	8	10
	Czech Republic	0	0	0	1	0	1	1	0	1
	Ethiopia	0	0	0	1	0	1	1	0	1
	France	0	0	0	36	39	75	36	39	75
	Germany	0	0	0	1	0	1	1	0	1
	Iceland	0	1	1	0	0	0	0	1	1
	India	6	4	10	2	2	4	8	6	14
	Nepal	1	1	2	0	0	0	1	1	2
	Nigeria	1	0	1	1	0	1	2	0	2
	Pakistan	1	0	1	0	0	0	1	0	1
	South Africa	1	2	3	1	0	1	2	0	4
	United Kingdom	0	0	0	3	0	3	3	0	3
	United States Of America	0	1	1	2	0	2	2	1	3
	<b>Sub Total</b>	<b>11</b>	<b>13</b>	<b>24</b>	<b>51</b>	<b>47</b>	<b>98</b>	<b>62</b>	<b>58</b>	<b>122</b>
Health And Social Work	Bangladesh	1	3	4	0	0	0	1	3	4
	China	0	1	1	0	0	0	0	1	1
	France	0	1	1	0	1	1	0	2	2
	India	140	100	240	2	0	2	142	100	242
	Indonesia	0	1	1	0	0	0	0	1	1
	Madagascar	9	6	15	0	0	0	9	6	15
	Pakistan	1	0	1	0	0	0	1	0	1
	Philippines	2	5	7	0	0	0	2	5	7
	Serbia	0	0	0	1	0	1	1	0	1
	South Africa	0	2	2	0	0	0	0	2	2
	Sri Lanka	2	0	2	0	0	0	2	0	2
	Uganda	0	1	1	0	0	0	0	1	1
	United Kingdom	0	1	1	0	0	0	0	1	1
	United States Of America	1	0	1	0	0	0	1	0	1
	<b>Sub Total</b>	<b>156</b>	<b>121</b>	<b>277</b>	<b>3</b>	<b>1</b>	<b>4</b>	<b>159</b>	<b>122</b>	<b>281</b>
Other Community, Social And Personal Service	Armenia	0	0	0	1	0	1	1	0	1
	Australia	5	1	6	0	1	1	5	2	7
	Bangladesh	101	3	104	1	0	1	102	3	105
	Belgium	1	1	2	0	0	0	1	1	2
	Brazil	3	0	3	0	0	0	3	0	3
	Burundi	1	0	1	1	0	1	2	0	2
	Cameroon	1	0	1	0	0	0	1	0	1

Table 37 (Cont'd) - Number of valid work permits and certificates of exemption by industrial group, country of origin &amp; sex, as at end of July 2023

Industrial Group	Country Name	Valid Work Permits			Certificates of Exemption			Grand Total		
		Male	Female	Total	Male	Female	Total	Male	Female	Total
Other Community, Social And Personal Service (cont'd)	Canada	1	3	4	0	0	0	1	3	4
	Chile	1	0	1	0	0	0	1	0	1
	China	0	0	0	2	0	2	2	0	2
	Congo	3	4	7	0	0	0	3	4	7
	Cuba	1	0	1	0	0	0	1	0	1
	Egypt	2	0	2	0	0	0	2	0	2
	Ethiopia	1	0	1	1	0	1	2	0	2
	France	23	12	35	6	7	13	29	19	48
	Germany	1	2	3	1	0	1	2	2	4
	Ghana	1	0	1	0	0	0	1	0	1
	Honduras	1	0	1	0	0	0	1	0	1
	India	256	11	267	4	1	5	260	12	272
	Indonesia	0	20	20	2	1	3	2	21	23
	Ireland	1	1	2	0	0	0	1	1	2
	Italy	1	2	3	0	0	0	1	2	3
	Ivory Coast	1	0	1	0	0	0	1	0	1
	Jordan	0	0	0	1	0	1	1	0	1
	Kenya	4	0	4	1	2	3	5	2	7
	Korea	1	0	1	0	0	0	1	0	1
	Lithuania	0	1	1	0	0	0	0	1	1
	Madagascar	71	29	100	1	0	1	72	29	101
	Malasia	0	1	1	0	0	0	0	1	1
	Mexico	1	0	1	0	0	0	1	0	1
	Nigeria	1	0	1	0	0	0	1	0	1
	Pakistan	9	0	9	0	0	0	9	0	9
	Philippines	1	1	2	0	0	0	1	1	2
	Poland	3	0	3	0	0	0	3	0	3
	Rwanda	1	0	1	1	0	1	2	0	2
	Serbia	0	0	0	1	0	1	1	0	1
	Seychelles	1	1	2	0	0	0	1	1	2
	Slovakia	0	1	1	0	0	0	0	1	1
	Somalia	0	0	0	1	0	1	1	0	1
	South Africa	11	2	13	0	1	1	11	3	14
	Spain	1	1	2	0	0	0	1	1	2
	Sri Lanka	1	0	1	0	0	0	1	0	1
	Switzerland	2	0	2	0	0	0	2	0	2
	Tanzania	2	0	2	0	0	2	4	0	4
	Uae	0	0	0	1	0	1	1	0	1
	Uganda	0	3	3	3	1	4	3	4	7
	United Kingdom	6	3	9	0	0	0	6	3	9
	United States Of America	1	1	2	3	0	3	4	1	5
	<b>Sub Total</b>	<b>523</b>	<b>104</b>	<b>627</b>	<b>34</b>	<b>14</b>	<b>48</b>	<b>557</b>	<b>118</b>	<b>675</b>
Private Households With Employed Persons	Bangladesh	30	7	37	0	0	0	30	7	37
	Cameroon	0	1	1	0	0	0	0	1	1
	Ghana	0	1	1	0	0	0	0	1	1
	India	20	18	38	0	0	0	20	18	38
	Indonesia	0	1	1	0	0	0	0	1	1
	Ivory Coast	0	1	1	0	0	0	0	1	1
	Kenya	1	2	3	0	0	0	1	2	3
	Madagascar	18	18	36	0	0	0	18	18	36
	Nepal	8	3	11	0	0	0	8	3	11
	Philippines	1	6	7	0	0	0	1	6	7
	Sri Lanka	1	2	3	0	0	0	1	2	3
	Zambia	1	1	2	0	0	0	1	1	2
	Zimbabwe	0	2	2	0	0	0	0	2	2
	<b>Sub Total</b>	<b>79</b>	<b>63</b>	<b>142</b>	<b>0</b>	<b>0</b>	<b>0</b>	<b>79</b>	<b>63</b>	<b>142</b>
Extra-Territorial Organisations And Bodies	Belgium	0	0	0	1	0	1	1	0	1
	Botswana	0	0	0	1	0	1	1	0	1
	France	0	0	0	22	24	46	22	24	46
	Ghana	0	0	0	0	1	1	0	1	1
	India	0	0	0	1	0	1	1	0	1
	Indonesia	0	0	0	1	1	2	0	1	1
	Japan	0	0	0	1	2	3	1	2	3
	Russia	0	0	0	4	0	4	4	0	4
	Seychelles	0	0	0	1	0	1	1	0	1
	South Africa	0	0	0	0	2	2	0	2	2
	<b>Sub Total</b>	<b>0</b>	<b>0</b>	<b>0</b>	<b>31</b>	<b>30</b>	<b>61</b>	<b>31</b>	<b>30</b>	<b>61</b>
<b>Total</b>		<b>26359</b>	<b>4717</b>	<b>31076</b>	<b>5277</b>	<b>137</b>	<b>5414</b>	<b>31636</b>	<b>4852</b>	<b>36490</b>

Table 38 - Number of valid work permits and certificates of exemption by industrial group, occupation &amp; sex, as at end of July 2023

Industrial Group	Occupation	Valid Work Permits			Certificates of Exemption			Grand Total		
		Male	Female	Both sexes	Male	Female	Both sexes	Male	Female	Both sexes
Agriculture, Forestry and Fishing	Agricultural Field Auxiliary	1	0	1	0	0	0	1	0	1
	Agricultural Machinery Mechanics And Fitters, Nec	1	0	1	0	0	0	1	0	1
	Agricultural Trainee	1	0	1	0	0	0	1	0	1
	Aluminium Fabricator	1	0	1	0	0	0	1	0	1
	Animal Care Worker	2	0	2	0	0	0	2	0	2
	Architect, Landscape	9	0	9	0	0	0	9	0	9
	Assistant Mechanic	0	0	0	1	0	1	1	0	1
	Baby Sitter	0	1	1	0	0	0	0	1	1
	Biological Technician	2	0	2	0	0	0	2	0	2
	Budding Operator	2	0	2	0	0	0	2	0	2
	Bull Handler	1	0	1	0	0	0	1	0	1
	Cane Harvesting Equipment Operator	5	0	5	0	0	0	5	0	5
	Captain	0	0	0	6	0	6	6	0	6
	Carer	3	6	9	0	0	0	3	6	9
	Cargo Officer	0	0	0	1	0	1	1	0	1
	Channel Profile Extrusion Line Operator	3	0	3	0	0	0	3	0	3
	Chief Engineer	0	0	0	3	0	3	3	0	3
	Company Secretary	1	0	1	0	0	0	1	0	1
	Consultant, Dietetic, Food Processing	2	0	2	0	0	0	2	0	2
	Cook	0	0	0	2	0	2	2	0	2
	Crew Member	0	0	0	71	0	71	71	0	71
	Cutting Master	0	1	1	0	0	0	0	1	1
	Dairy Farmer	8	0	8	0	0	0	8	0	8
	Deep Sea Fisherman	0	0	0	13	0	13	13	0	13
	Domestic Helpers And Cleaners, Nec	1	0	1	0	0	0	1	0	1
	Driver, Motor Tricycle, Goods	3	0	3	0	0	0	3	0	3
	Electrician	0	0	0	1	0	1	1	0	1
	Engineer, Soil Mechanics	1	0	1	0	0	0	1	0	1
	Factory Manager	2	0	2	0	0	0	2	0	2
	Factory Mechanic Operator, Sugar Processing	40	0	40	0	0	0	40	0	40
	Farm Hands And Labourers, Nec (Unskilled)	47	0	47	0	0	0	47	0	47
	Farm Skilled Worker	9	0	9	0	0	0	9	0	9
	Farm Skilled Worker	6	0	6	0	0	0	6	0	6
	Farming Advisor	4	0	4	0	0	0	4	0	4
	Field Crop Farm Skilled Worker, General	1	0	1	0	0	0	1	0	1
	Field Crop Farm Worker, General (Unskilled)	37	0	37	0	0	0	37	0	37
	Field Crop Farmer, General	45	1	46	0	0	0	45	1	46
	Field Labourers	23	0	23	0	0	0	23	0	23
	Fish Cutter	8	0	8	0	0	0	8	0	8
	Fisherman	0	0	0	95	0	95	95	0	95
	Fishermen/Frigo Boy	0	0	0	2	0	2	2	0	2
	Frigo Boy	0	0	0	6	0	6	6	0	6
	Frigorist	19	0	19	0	0	0	19	0	19
	Gardener, Hydroponic	4	0	4	0	0	0	4	0	4
	Gardeners, Horticultural And Nursery Skilled Workers, Nec	1	0	1	0	0	0	1	0	1
	General Farmers And Crop Skilled Workers, Nec	1	0	1	0	0	0	1	0	1
	General Manager, Agriculture	8	0	8	0	0	0	8	0	8
	General Manager, Fishing	1	0	1	0	0	0	1	0	1
	Green House And Budding Operator	116	0	116	0	0	0	116	0	116
	Greenhouse Worker	13	0	13	0	0	0	13	0	13
	Greenhouse Operator	2	0	2	0	0	0	2	0	2
	Handicraft Worker, Flowers	1	0	1	0	0	0	1	0	1
	Horticultural Farmer	3	0	3	0	0	0	3	0	3
	Horticultural Technician	6	0	6	0	0	0	6	0	6
	Horticulturist, General	3	0	3	0	0	0	3	0	3
	Housemaid	2	1	3	0	0	0	2	1	3
	Hydrological Technician	5	0	5	0	0	0	5	0	5
	Hydroponic Farmer	1	0	1	0	0	0	1	0	1
	Hydroponics Technician	16	0	16	0	0	0	16	0	16
	Institution-Based Personal And Health Care Workers, Nec	1	1	2	0	0	0	1	1	2
	Laboratory Attendant	1	0	1	0	0	0	1	0	1
	Laboratory Technician, Chemical Laboratory	1	0	1	0	0	0	1	0	1
	Labourer	3	0	3	0	0	0	3	0	3
	Labourer Maintenance, Construction	2	0	2	0	0	0	2	0	2
	Labourer, Foundry	2	0	2	0	0	0	2	0	2
	Livestock Farmer	1	0	1	0	0	0	1	0	1
	Livestock Skilled Worker	4	0	4	0	0	0	4	0	4
	Livestock Worker	2	0	2	0	0	0	2	0	2
	Locomotive Driver	1	0	1	0	0	0	1	0	1
	Long Line Fisherman	0	0	0	4	0	4	4	0	4
	Machine Operator Paint Manufacturing	2	0	2	0	0	0	2	0	2
	Machine Operator, Bakery Products	1	0	1	0	0	0	1	0	1
	Machine Operator, Foodstuffs Dehydrating	1	0	1	0	0	0	1	0	1
	Machine Operator, Meat & Fish Freezing	1	0	1	0	0	0	1	0	1
	Machine Operator, Packing	8	0	8	0	0	0	8	0	8
	Machine Operator, Pipe Installation	1	0	1	0	0	0	1	0	1
	Machine Operator, Sewing	10	0	10	0	0	0	10	0	10
	Maid, Linen	0	1	1	0	0	0	0	1	1
	Maize Farmer	2	0	2	0	0	0	2	0	2

Table 38 (Cont'd) - Number of valid work permits and certificates of exemption by industrial group, occupation &amp; sex, as at end of July 2023

Industrial Group	Occupation	Valid Work Permits			Certificates of Exemption			Grand Total		
		Male	Female	Both sexes	Male	Female	Both sexes	Male	Female	Both sexes
Agriculture, Forestry and Fishing (cont'd)	Manager, Cold Storage	1	0	1	0	0	0	1	0	1
	Manager, Pest Control	2	0	2	0	0	0	2	0	2
	Marine Electrician	0	0	0	1	0	1	1	0	1
	Marine Mechanic	0	0	0	1	0	1	1	0	1
	Marquetry Inlayer	2	0	2	0	0	0	2	0	2
	Mason, General	3	0	3	0	0	0	3	0	3
	Master	0	0	0	3	0	3	3	0	3
	Meat-And Fish- Processing Machine Operators, Nec	1	0	1	0	0	0	1	0	1
	Mechanic	0	0	0	5	0	5	5	0	5
	Mechanic Seaman	0	0	0	1	0	1	1	0	1
	Mixed Crop Farmer	2	0	2	0	0	0	2	0	2
	Mixed Crop Growers And Skilled Workers, Nec	3	0	3	0	0	0	3	0	3
	Nursery Fertigation Operator 8	1	0	1	0	0	0	1	0	1
	Nursery Skilled Worker	2	0	2	0	0	0	2	0	2
	Oiler	0	0	0	1	0	1	1	0	1
	Operator, Fertiliser Plant	8	0	8	0	0	0	8	0	8
	Materials-Handling Equipment Operators, Nec	4	0	4	0	0	0	4	0	4
	Packer, Hand	17	0	17	0	0	0	17	0	17
	Pickler, Fruit And Vegetable	3	0	3	0	0	0	3	0	3
	Plant Operator Fertilizer, Manufacturing	9	0	9	0	0	0	9	0	9
	Poultry Farm Skilled Worker	8	0	8	0	0	0	8	0	8
	Poultry Farm Worker	10	0	10	0	0	0	10	0	10
	Poultry Farm Worker (Unskilled)	62	0	62	0	0	0	62	0	62
	Poultry Farmer	69	0	69	0	0	0	69	0	69
	Poultry Producers And Skilled Workers, Nec	6	0	6	0	0	0	6	0	6
	Production Manager, Agriculture	2	0	2	0	0	0	2	0	2
	Production Manager, Manufacturing	1	0	1	0	0	0	1	0	1
	Seaman	0	0	0	53	0	53	53	0	53
	Skilled Farm Worker	4	0	4	0	0	0	4	0	4
	Skipper	0	0	0	8	0	8	8	0	8
	Specialised Crop Farm Skilled Worker	2	0	2	0	0	0	2	0	2
	Sterilising Cook, Fruits, Vegetable And Nuts; Machine Operator, Sterilising, Fruit And Vegetable	1	0	1	0	0	0	1	0	1
	Sugar Cane Farm Skilled Worker	34	0	34	0	0	0	34	0	34
	Sugar Factories Helpers/Labourers	13	0	13	0	0	0	13	0	13
	Sugarcane Farm Labourer	4	0	4	0	0	0	4	0	4
	Sugarcane Farm Worker (Unskilled)	68	0	68	0	0	0	68	0	68
	Supervisor And Foreman, Machine Packing And Labelling	2	0	2	0	0	0	2	0	2
	Supervisor, Green House And Nursery	10	0	10	0	0	0	10	0	10
	Supervisor, Panel Checking	2	0	2	0	0	0	2	0	2
	Unskilled Labourers, Nec	1	0	1	0	0	0	1	0	1
	Sweepers And Related Labourers, Nec	2	0	2	0	0	0	2	0	2
	Tailor, General	1	0	1	0	0	0	1	0	1
	Technical Services Manager	3	0	3	0	0	0	3	0	3
	Technician	0	0	0	2	0	2	2	0	2
	Tent Erector	1	0	1	0	0	0	1	0	1
	Terminal Operator, Sugar Plant	2	0	2	0	0	0	2	0	2
	Trainer - Food Production	1	0	1	0	0	0	1	0	1
	Vegetable Farm Worker, (Unskilled)/Labourer	92	0	92	0	0	0	92	0	92
	Vegetable Farmer	1	0	1	0	0	0	1	0	1
	Vehicle Loader	4	0	4	0	0	0	4	0	4
	Veterinarian, General	0	1	1	0	0	0	0	1	1
	Weft Feeder	2	0	2	0	0	0	2	0	2
	Working Proprietor, Small Agricultural Estate/Plantation	47	0	47	0	0	0	47	0	47
	(Blank)	2	0	2	0	0	0	2	0	2
	<b>Sub Total</b>	<b>1030</b>	<b>13</b>	<b>1043</b>	<b>280</b>	<b>0</b>	<b>280</b>	<b>1310</b>	<b>13</b>	<b>1323</b>
Mining and Quarrying	Blockmaker, Concrete Casting	4	0	4	0	0	0	4	0	4
	Machine Operator, Stone Crushing	2	0	2	0	0	0	2	0	2
	Stone Breaker	2	0	2	0	0	0	2	0	2
	<b>Sub Total</b>	<b>8</b>	<b>0</b>	<b>8</b>	<b>0</b>	<b>0</b>	<b>0</b>	<b>8</b>	<b>0</b>	<b>8</b>
Manufacturing	Administrative Supervisor	8	0	8	0	0	0	8	0	8
	Agricultural Scientist	1	0	1	0	0	0	1	0	1
	Air Conditioner Installer	5	0	5	0	0	0	5	0	5
	Aluminium Coater	16	0	16	0	0	0	16	0	16
	Aluminium Fabricator	218	0	218	0	0	0	218	0	218
	Aluminium Light Metal Operator	1	0	1	0	0	0	1	0	1
	Apprentice Assembler Aluminium Products	3	0	3	0	0	0	3	0	3
	Apprentice Bookbinder	1	0	1	0	0	0	1	0	1
	Apprentice Mechanic, Industrial Machinery	1	0	1	0	0	0	1	0	1
	Apprentice Mechanic, Precision Instruments	19	0	19	0	0	0	19	0	19
	Apprentice Varnisher, Wooden Furniture	2	0	2	0	0	0	2	0	2
	Apprentice Wood Carver	2	0	2	0	0	0	2	0	2
	Apprentice, Air Conditioning And Refrigeration	7	0	7	0	0	0	7	0	7
	Apprentice, Coach Builder, Wooden	1	0	1	0	0	0	1	0	1
	Apprentice, Machine Book Binder	3	0	3	0	0	0	3	0	3
	Assembler Aluminium Products	40	0	40	0	0	0	40	0	40

Table 38 (Cont'd) - Number of valid work permits and certificates of exemption by industrial group, occupation &amp; sex, as at end of July 2023

Industrial Group	Occupation	Valid Work Permits			Certificates of Exemption			Grand Total		
		Male	Female	Both sexes	Male	Female	Both sexes	Male	Female	Both sexes
Manufacturing (cont'd)	Assembler Oven (Gas And Electric)	1	0	1	0	0	0	1	0	1
	Assembler, Furniture, Wooden	3	0	3	0	0	0	3	0	3
	Assembler, Metalworking Machine Tools	1	0	1	0	0	0	1	0	1
	Assembler, Printing Machinery	2	0	2	0	0	0	2	0	2
	Assembler, Sheet Metal Furniture	1	0	1	0	0	0	1	0	1
	Assembler, Wooden Products	5	0	5	0	0	0	5	0	5
	Automated Assembly Line And Industrial Robot Operator	4	0	4	0	0	0	4	0	4
	Automatic Knitting Machine Programmer	2	0	2	0	0	0	2	0	2
	Automobile Engineering Technician	4	0	4	0	0	0	4	0	4
	Automobile Mechanic, Petrol	3	0	3	0	0	0	3	0	3
	Automobile Mechanic, Petrol And Diesel	8	0	8	0	0	0	8	0	8
	Automobile Technician(Gas Conversion Kit)	2	0	2	0	0	0	2	0	2
	Axle Preparer, Roller Shutter	1	0	1	0	0	0	1	0	1
	Baker, General	23	0	23	0	0	0	23	0	23
	Bakers, Pastry Cooks And Confectionery And Snack Makers,	4	0	4	0	0	0	4	0	4
	Bakery Operator	22	2	24	0	0	0	22	2	24
	Barbender	4	0	4	0	0	0	4	0	4
	Bariman	21	0	21	0	0	0	21	0	21
	Bender, Metal Plate	1	0	1	0	0	0	1	0	1
	Bending Machine Operator	1	0	1	0	0	0	1	0	1
	Biscuits Maker, Machine	1	0	1	0	0	0	1	0	1
	Blacksmith, General	7	0	7	0	0	0	7	0	7
	Blinds Maker	7	0	7	0	0	0	7	0	7
	Blockmaker, Concrete Casting	6	0	6	0	0	0	6	0	6
	Boiler Inspector, Factories	1	0	1	0	0	0	1	0	1
	Boiler Plant Operator, Steam	1	0	1	0	0	0	1	0	1
	Boilersmith	1	0	1	0	0	0	1	0	1
	Bookbinder, Hand	1	0	1	0	0	0	1	0	1
	Bookkeeping Machine Operators	4	0	4	0	0	0	4	0	4
	Boot Polisher	1	0	1	0	0	0	1	0	1
	Bread Maker, Machine	15	0	15	0	0	0	15	0	15
	Bricklayers, Stonemasons, Floor Layers And Tile Setters, Nec	4	0	4	0	0	0	4	0	4
	Brush Maker, Hand	42	26	68	0	0	0	42	26	68
	Brushing Machine Operator, Garment	0	1	1	0	0	0	0	1	1
	Buffing And Polishing Machine Operator	12	0	12	0	0	0	12	0	12
	Building Electrician	7	0	7	0	0	0	7	0	7
	Building Insulator, Machine	1	0	1	0	0	0	1	0	1
	Building Painter	2	0	2	0	0	0	2	0	2
	Bulldozer Operator	1	0	1	0	0	0	1	0	1
	Cabinet Maker	467	0	467	0	0	0	467	0	467
	Cabinet Maker Grade 2	1	0	1	0	0	0	1	0	1
	Cabinet Makers And Related Workers, Nec	20	0	20	0	0	0	20	0	20
	Calculating Machine Operators	2	0	2	0	0	0	2	0	2
	Call Center Operator	2	0	2	0	0	0	2	0	2
	Camera Maintenance Technician	6	0	6	0	0	0	6	0	6
	Candle Maker, Machine	5	0	5	0	0	0	5	0	5
	Carer	1	1	2	0	0	0	1	1	2
	Carpenter	3	0	3	0	0	0	3	0	3
	Carpenter, General	127	0	127	0	0	0	127	0	127
	Carpenter, Stage And Theatre	1	0	1	0	0	0	1	0	1
	Carpernter/Cabinet Maker	2	0	2	0	0	0	2	0	2
	Cashmere Carpet Technician	1	0	1	0	0	0	1	0	1
	Operators, Nec	1	0	1	0	0	0	1	0	1
	Chemical And Physical Science Technicians, Nec	1	0	1	0	0	0	1	0	1
	Chemical Bleacher Operator	1	0	1	0	0	0	1	0	1
	Chemical Engineer, Process	1	0	1	0	0	0	1	0	1
	Chemist, Detergents	3	0	3	0	0	0	3	0	3
	Chemist, Quality Control	2	0	2	0	0	0	2	0	2
	Chemists, Nec	1	0	1	0	0	0	1	0	1
	Chief Executive, Engineering	1	0	1	0	0	0	1	0	1
	Circular Bend Machnie Operator, Aluminium Products	2	0	2	0	0	0	2	0	2
	Cleaner	0	4	4	0	0	0	0	4	4
	Coffee/Tea Maker	3	0	3	0	0	0	3	0	3
	Colour Mixer, Paint	1	0	1	0	0	0	1	0	1
	Concrete Paving Machine Operator	1	0	1	0	0	0	1	0	1
	Construction Carpenter	12	0	12	0	0	0	12	0	12
	Construction Joiner	3	0	3	0	0	0	3	0	3
	Constructional Steel Erector	1	0	1	0	0	0	1	0	1
	Consultant, Dietitic, Food Processing	1	0	1	0	0	0	1	0	1
	Cook, Hotel/Restaurant	2	0	2	0	0	0	2	0	2
	Cook, Indian Cuisine	11	4	15	0	0	0	11	4	15
	Cooks, Nec	11	0	11	0	0	0	11	0	11
	Coordinator	4	0	4	0	0	0	4	0	4
	Crane Operator	6	0	6	0	0	0	6	0	6
	Crusher Operator, Chemical And Related Processes	4	0	4	0	0	0	4	0	4
	Curtain Wall Fixer	1	0	1	0	0	0	1	0	1
	Cutter-Shaper, Decorative Glass	1	0	1	0	0	0	1	0	1
	Cutting Machine Operator Plastic Bag	1	0	1	0	0	0	1	0	1

Table 38 (Cont'd) - Number of valid work permits and certificates of exemption by industrial group, occupation &amp; sex, as at end of July 2023

Industrial Group	Occupation	Valid Work Permits			Certificates of Exemption			Grand Total		
		Male	Female	Both sexes	Male	Female	Both sexes	Male	Female	Both sexes
Manufacturing (cont'd)	Cutting Master	2	0	2	0	0	0	2	0	2
	Dairy- Products- Machine Operators, Nec	3	0	3	0	0	0	3	0	3
	Decorator, Interior	1	0	1	0	0	0	1	0	1
	Dental Aid	1	0	1	0	0	0	1	0	1
	Dental Assistant	1	0	1	0	0	0	1	0	1
	Dental Supervisor	1	0	1	0	0	0	1	0	1
	Diamond Cutter	3	0	3	0	0	0	3	0	3
	Die Cutter & Creaser Cylinder Press, Paper Products	3	0	3	0	0	0	3	0	3
	Director / Production Manager	1	0	1	0	0	0	1	0	1
	Sector)	2	1	3	0	0	0	2	1	3
	Directors/Chief Executives, Nec	1	0	1	0	0	0	1	0	1
	Dosa Cook	1	0	1	0	0	0	1	0	1
	Driver, Truck, Heavy	1	0	1	0	0	0	1	0	1
	Driver/Helper	4	0	4	0	0	0	4	0	4
	Dyeing Master	1	0	1	0	0	0	1	0	1
	Edge Banding Machine Setter Operator, Panel	1	0	1	0	0	0	1	0	1
	Electric Arc Welder, Hand	9	0	9	0	0	0	9	0	9
	Electric Power Lineman	1	0	1	0	0	0	1	0	1
	Electrical Engineering Technician	2	0	2	0	0	0	2	0	2
	Electrical Engineering Technician General	10	0	10	0	0	0	10	0	10
	Electrical Engineering Technician, Electric Systems	1	0	1	0	0	0	1	0	1
	Electrical Engineering Technician, High Voltage	1	0	1	0	0	0	1	0	1
	Electrical Engineers, Nec	1	0	1	0	0	0	1	0	1
	Electrical Fitter, General	1	0	1	0	0	0	1	0	1
	Electrical Mechanics And Fitters, Nec	6	0	6	0	0	0	6	0	6
	Electrical Technician Trainee	10	0	10	0	0	0	10	0	10
	Electrician	1	0	1	0	0	0	1	0	1
	Electrician, General	95	0	95	0	0	0	95	0	95
	Electronic And Traffic Light Computer Operator (Technician)	2	0	2	0	0	0	2	0	2
	Electronicien	2	0	2	0	0	0	2	0	2
	Electronics Engineering Technician, General	3	0	3	0	0	0	3	0	3
	Electronics Fitter, General	1	0	1	0	0	0	1	0	1
	Electronics Mechanic	3	0	3	0	0	0	3	0	3
	Embroiderer	1	0	1	0	0	0	1	0	1
	Embroiderer, Hand	2	0	2	0	0	0	2	0	2
	Engineer, Hydraulics	1	0	1	0	0	0	1	0	1
	Engineer, Production	1	0	1	0	0	0	1	0	1
	Engraver And Etcher, Artistic	1	0	1	0	0	0	1	0	1
	Executive (Head) Cook	1	0	1	0	0	0	1	0	1
	Fabrics Repairer/Mender/Stitcher	3	0	3	0	0	0	3	0	3
	Factory Manager	8	0	8	0	0	0	8	0	8
	Factory Mechanic Operator, Sugar Processing	45	0	45	0	0	0	45	0	45
	Factory Operator	39	0	39	0	0	0	39	0	39
	Factory Worker	3	0	3	0	0	0	3	0	3
	Fast Food Operators	35	0	35	0	0	0	35	0	35
	Fibre Blender Machine; Machine Operator Textile Fibres	4	0	4	0	0	0	4	0	4
	Fibre Glass Boat Builder	3	0	3	0	0	0	3	0	3
	Fibre Glass Maker	2	0	2	0	0	0	2	0	2
	Fibre Glass Worker	21	0	21	0	0	0	21	0	21
	Fibre Glass Worker, General	7	0	7	0	0	0	7	0	7
	Fibre Glass Workers, Nec	23	0	23	0	0	0	23	0	23
	Fibre Preparer, Textiles	1	0	1	0	0	0	1	0	1
	Fibre Preparers, Nec	1	0	1	0	0	0	1	0	1
	Fibre-Preparing, Spinning And Winding Machine Operators,	11	0	11	0	0	0	11	0	11
	Field Crop Farm Skilled Worker, General	1	0	1	0	0	0	1	0	1
	Finishing Operator	8	10	18	0	0	0	8	10	18
	Fireman/Firewoman	1	0	1	0	0	0	1	0	1
	Fish Cleaner	0	30	30	0	0	0	0	30	30
	Fish Cutter	563	908	1471	0	0	0	563	908	1471
	Fish Pond Skilled Worker	6	0	6	0	0	0	6	0	6
	Fishery Attendant	0	13	13	0	0	0	0	13	13
	Fishery, Hunting And Trapping Workers, Nec	0	20	20	0	0	0	0	20	20
	Fitter, Industrial Machinery, General	1	0	1	0	0	0	1	0	1
	Flame Cutter, Hand	1	0	1	0	0	0	1	0	1
	Flatening Machine Operator, Pvc Frame	6	0	6	0	0	0	6	0	6
	Folding Machine Operator, Leather Products	1	0	1	0	0	0	1	0	1
	Food And Beverage Technician	3	0	3	0	0	0	3	0	3
	Food And Beverages Manager	1	0	1	0	0	0	1	0	1
	Food Processor	4	0	4	0	0	0	4	0	4
	Forging-Press Operator	1	0	1	0	0	0	1	0	1
	Formworks Supervisor	1	0	1	0	0	0	1	0	1
	Frigorist	14	0	14	0	0	0	14	0	14
	Fuel Injection, Pump Repairer	2	0	2	0	0	0	2	0	2
	Furnaceman, Metal Melting	5	0	5	0	0	0	5	0	5
	Gardener	1	0	1	0	0	0	1	0	1
	Garment Cutter	3	0	3	0	0	0	3	0	3
	Garment Pattern Maker	6	1	7	0	0	0	6	1	7
	Gas And Electric Welder, General	86	0	86	0	0	0	86	0	86
	Gas Pipe Fitter	6	0	6	0	0	0	6	0	6
	Gas Welder	44	0	44	0	0	0	44	0	44
	Gem Setter	6	0	6	0	0	0	6	0	6

Table 38 (Cont'd) - Number of valid work permits and certificates of exemption by industrial group, occupation &amp; sex, as at end of July 2023

Industrial Group	Occupation	Valid Work Permits			Certificates of Exemption			Grand Total		
		Male	Female	Both sexes	Male	Female	Both sexes	Male	Female	Both sexes
Manufacturing (cont'd)	General Worker	1	0	1	0	0	0	1	0	1
	Glass Cutter	18	0	18	0	0	0	18	0	18
	Glass Worker, General	6	0	6	0	0	0	6	0	6
	Glue Bonding Machine Setter Operator, Panel	1	0	1	0	0	0	1	0	1
	Goldsmith	0	1	1	0	0	0	0	1	1
	Goldsmith And Silversmith	9	0	9	0	0	0	9	0	9
	Grader Operator, Cement	3	0	3	0	0	0	3	0	3
	Granite Cutter And Polisher	8	0	8	0	0	0	8	0	8
	Graphic Artist	10	1	11	0	0	0	10	1	11
	Green House And Budding Operator	6	0	6	0	0	0	6	0	6
	Hammersmith	5	0	5	0	0	0	5	0	5
	Hand End Blade Machine Operator (Rolling Shutters)	1	0	1	0	0	0	1	0	1
	Makers, Nec	3	0	3	0	0	0	3	0	3
	Handicraft Repairer, Textile	2	0	2	0	0	0	2	0	2
	Handicraft Worker, Rafia, Grass And Vacoa	2	0	2	0	0	0	2	0	2
	Handicraft Worker, Textile Weaving	2	0	2	0	0	0	2	0	2
	Handicraft Workers, Wood	2	0	2	0	0	0	2	0	2
	Head Cook	3	0	3	0	0	0	3	0	3
	Heating, Ventilation And Refrigeration Engineering Technician	4	0	4	0	0	0	4	0	4
	Helper, Store	18	0	18	0	0	0	18	0	18
	Hot Roller, Steel	1	0	1	0	0	0	1	0	1
	Housemaid	1	0	1	0	0	0	1	0	1
	Human Resources Manager	0	1	1	0	0	0	0	1	1
	Hydraulic Guillotine Shear Operator	1	0	1	0	0	0	1	0	1
	Hydraulic Press Brake Operator	2	0	2	0	0	0	2	0	2
	Indian Sweet Maker	2	0	2	0	0	0	2	0	2
	Industrial And Commercial Products Designer	0	1	1	0	0	0	0	1	1
	Industrial-Machinery Mechanics And Fitters, Nec	6	0	6	0	0	0	6	0	6
	Injection Moulding Machine Operator	56	0	56	0	0	0	56	0	56
	Products Assembling	2	0	2	0	0	0	2	0	2
	Inspector And Tester, Mechanical Parts	1	0	1	0	0	0	1	0	1
	Instructor, Indian Pastry Cook	4	0	4	0	0	0	4	0	4
	Insulator, Acoustical	1	0	1	0	0	0	1	0	1
	Jeweller	8	0	8	0	0	0	8	0	8
	Jeweller, General	66	0	66	0	0	0	66	0	66
	Jewellery And Precious Metal Workers, Nec	1	0	1	0	0	0	1	0	1
	Jewellery Polisher	17	0	17	0	0	0	17	0	17
	Jewellery Technician	4	0	4	0	0	0	4	0	4
	Kitchen And Laundry Technician	1	0	1	0	0	0	1	0	1
	Kitchen Controller	4	0	4	0	0	0	4	0	4
	Knitter, Garments, Hand	42	0	42	0	0	0	42	0	42
	Knitting Machine Operator, Automatic, Circular	9	0	9	0	0	0	9	0	9
	Knitting Machine Operator, Garment	66	0	66	0	0	0	66	0	66
	Knitting Technician	3	0	3	0	0	0	3	0	3
	Laboratory Assistant	1	0	1	0	0	0	1	0	1
	Laboratory Technician, Chemical Laboratory	7	0	7	0	0	0	7	0	7
	Lacquerers And Spray Painters, Nec	3	0	3	0	0	0	3	0	3
	Laundry Pressing Machine Operator	9	0	9	0	0	0	9	0	9
	Layer-On, Printing Press	1	0	1	0	0	0	1	0	1
	Leather Garment Cutter	3	0	3	0	0	0	3	0	3
	Leather Garment Sewer, Hand	1	0	1	0	0	0	1	0	1
	Leather Goods Maker, General	1	0	1	0	0	0	1	0	1
	Leather Preparer	1	0	1	0	0	0	1	0	1
	Leather Sewer, Hand	3	0	3	0	0	0	3	0	3
	Loom Fixer	2	0	2	0	0	0	2	0	2
	Looper (Knitting)	1	0	1	0	0	0	1	0	1
	Looping Machine Operator	4	0	4	0	0	0	4	0	4
	Machine Helper	3	0	3	0	0	0	3	0	3
	Machine Machine Operator, Combing, Textile Fibres	6	0	6	0	0	0	6	0	6
	Machine Operator	16	1	17	0	0	0	16	1	17
	Machine Operator Ointment Manufacturing	1	0	1	0	0	0	1	0	1
	Machine Operator Paint Manufacturing	6	0	6	0	0	0	6	0	6
	Machine Operator Spraying Detergents Manufacturing	2	0	2	0	0	0	2	0	2
	Machine Operator Textile	1	0	1	0	0	0	1	0	1
	Machine Operator Toilet Soap Manufacturing	30	0	30	0	0	0	30	0	30
	Machine Operator, Bakery Products	546	2	548	0	0	0	546	2	548
	Machine Operator, Beam Warping, Textile Weaving	12	0	12	0	0	0	12	0	12
	Machine Operator, Blending, Wine And Spirits	1	0	1	0	0	0	1	0	1
	Machine Operator, Book Binding	3	0	3	0	0	0	3	0	3
	Machine Operator, Cable Installation	5	0	5	0	0	0	5	0	5
	Machine Operator, Cloth Production	1	1	2	0	0	0	1	1	2
	Machine Operator, Colour Film Developing	462	279	741	0	0	0	462	279	741
	Machine Operator, Drying, Laundry	42	0	42	0	0	0	42	0	42
	Machine Operator, Electrical Line Installation	1	0	1	0	0	0	1	0	1
	Machine Operator, Embroidery	14	1	15	0	0	0	14	1	15
	Machine Operator, Fabric Dyeing	25	0	25	0	0	0	25	0	25
	Machine Operator, Film Developing	3	0	3	0	0	0	3	0	3
	Machine Operator, Fish Canning	1	0	1	0	0	0	1	0	1



Table 38 (Cont'd)- Number of valid work permits and certificates of exemption by industrial group, occupation &amp; sex, as at end of July 2023

Industrial Group	Occupation	Valid Work Permits			Certificates of Exemption			Grand Total		
		Male	Female	Both sexes	Male	Female	Both sexes	Male	Female	Both sexes
Manufacturing (cont'd)	Machine Operator, Fish Processing	31	28	59	0	0	0	31	28	59
	Machine Operator, Fish Sterilising	1	0	1	0	0	0	1	0	1
	Machine Operator, Foodstuffs Dehydrating	39	8	47	0	0	0	39	8	47
	Machine Operator, Footwear Production	2	0	2	0	0	0	2	0	2
	Machine Operator, Furniture Production	20	0	20	0	0	0	20	0	20
	Machine Operator, Garment Dyeing	6	0	6	0	0	0	6	0	6
	Machine Operator, General, Sugar Production	13	0	13	0	0	0	13	0	13
	Machine Operator, Jewellery Production	2	0	2	0	0	0	2	0	2
	Machine Operator, Labelling	1	0	1	0	0	0	1	0	1
	Machine Operator, Lace Weaving	4	0	4	0	0	0	4	0	4
	Machine Operator, Lapping, Textile Fibres	0	1	1	0	0	0	0	1	1
	Machine Operator, Leather Cutting	3	0	3	0	0	0	3	0	3
	Machine Operator, Leather Preparing	14	2	16	0	0	0	14	2	16
	Machine Operator, Match Production	5	0	5	0	0	0	5	0	5
	Machine Operator, Meat And Fish Preserving	3	0	3	0	0	0	3	0	3
	Machine Operator, Meat Processing	9	0	9	0	0	0	9	0	9
	Machine Operator, Metal Welding	15	0	15	0	0	0	15	0	15
	Machine Operator, Mosaic Press Machine	3	0	3	0	0	0	3	0	3
	Machine Operator, Moulding, Metal	10	0	10	0	0	0	10	0	10
	Machine Operator, Noodle Production	17	5	22	0	0	0	17	5	22
	Machine Operator, Optical Frame Making	1	0	1	0	0	0	1	0	1
	Machine Operator, Packing	84	1	85	0	0	0	84	1	85
	Machine Operator, Paper Bag And Envelope Production	2	0	2	0	0	0	2	0	2
	Machine Operator, Paper Box Folding	1	0	1	0	0	0	1	0	1
	Machine Operator, Paper Products	9	0	9	0	0	0	9	0	9
	Machine Operator, Pasta Production	3	1	4	0	0	0	3	1	4
	Machine Operator, Photographic Products	2	0	2	0	0	0	2	0	2
	Machine Operator, Pipe Installation	2	0	2	0	0	0	2	0	2
	Machine Operator, Plastic Products Fabrication	32	1	33	0	0	0	32	1	33
	Machine Operator, Plastics Laminating	2	0	2	0	0	0	2	0	2
	Machine Operator, Printing General	20	0	20	0	0	0	20	0	20
	Machine Operator, Printing, Photography	8	0	8	0	0	0	8	0	8
	Machine Operator, Processing, Fruit, Vegetable And Nut	1	0	1	0	0	0	1	0	1
	Machine Operator, Sewing	8936	2622	11558	0	0	0	8936	2622	11558
	Machine Operator, Sewing Leather	56	3	59	0	0	0	56	3	59
	Machine Operator, Sewing, Footwear	2	0	2	0	0	0	2	0	2
	Machine Operator, Spice Milling	3	0	3	0	0	0	3	0	3
	Machine Operator, Spinning, Synthetic Fibre	5	0	5	0	0	0	5	0	5
	Machine Operator, Spinning, Thread And Yarn	300	0	300	0	0	0	300	0	300
	Machine Operator, Splicing, Cable And Rope	2	0	2	0	0	0	2	0	2
	Machine Operator, Stone Crushing	27	9	36	0	0	0	27	9	36
	Machine Operator, Stone Cutting	7	0	7	0	0	0	7	0	7
	Machine Operator, Stone Drilling	1	10	11	0	0	0	1	10	11
	Machine Operator, Tea Coffee Processing	4	0	4	0	0	0	4	0	4
	Machine Operator, Textile Bleaching	23	0	23	0	0	0	23	0	23
	Machine Operator, Textile Cutting	4	2	6	0	0	0	4	2	6
	Machine Operator, Textile Pattern Making	6	1	7	0	0	0	6	1	7
	Machine Operator, Textile Printing	76	21	97	0	0	0	76	21	97
	Machine Operator, Textile Washing	1	0	1	0	0	0	1	0	1
	Machine Operator, Textile Water-Proofing	2	0	2	0	0	0	2	0	2
	Machine Operator, Textiles	203	9	212	0	0	0	203	9	212
	Machine Operator, Vacuum Drying (Leather)	3	0	3	0	0	0	3	0	3
	Operator, Vegetable Freezing	2	0	2	0	0	0	2	0	2
	Machine Operator, Washing, Textile Fibres	7	0	7	0	0	0	7	0	7
	Machine Operator, Winding, Thread And Yarn	2	0	2	0	0	0	2	0	2
	Machine Operator, Wood Products	6	1	7	0	0	0	6	1	7
	Machine Operator, Yarn-Dyeing	1	0	1	0	0	0	1	0	1
	Machine Operator-Wood Product	1	0	1	0	0	0	1	0	1
	Machine Paint Operator	1	0	1	0	0	0	1	0	1
	Machinery-Fitter, General	10	0	10	0	0	0	10	0	10
	Machine-Tool Operator General	3	0	3	0	0	0	3	0	3
	Machinist	8	0	8	0	0	0	8	0	8
	Magnet Man	2	0	2	0	0	0	2	0	2
	Maintenance Electrician	1	0	1	0	0	0	1	0	1
	Maintenance Engineer, Mechanical	1	0	1	0	0	0	1	0	1
	Maintenance Manager	1	0	1	0	0	0	1	0	1
	Maintenance Worker, Industrial Machinery	1	0	1	0	0	0	1	0	1
	Manager, Pest Control	2	0	2	0	0	0	2	0	2
	Managing Director, Hotel	1	0	1	0	0	0	1	0	1
	Managing Supervisor, Catering Service, Canteen And Self Service	5	0	5	0	0	0	5	0	5
	Managing Supervisor, Retail Trade	1	0	1	0	0	0	1	0	1
	Managing Supervisor, Small Manufacturing Company	3	0	3	0	0	0	3	0	3
	Managing Supervisors In Manufacturing, N.E.C.	8	0	8	0	0	0	8	0	8
	Managing Supervisors In Wholesale And Retail Trade, Nec	2	0	2	0	0	0	2	0	2
	Manufacturing Paint Operator	4	0	4	0	0	0	4	0	4
	Mason	1	0	1	0	0	0	1	0	1
	Mason, General	14	0	14	0	0	0	14	0	14
	Mason, Monument	2	0	2	0	0	0	2	0	2

Table 38 (Cont'd)- Number of valid work permits and certificates of exemption by industrial group, occupation &amp; sex, as at end of July 2023

Industrial Group	Occupation	Valid Work Permits			Certificates of Exemption			Grand Total		
		Male	Female	Both sexes	Male	Female	Both sexes	Male	Female	Both sexes
Manufacturing (cont'd)	Materials Testing Technician, Civil	4	0	4	0	0	0	4	0	4
	Meat Cutter	10	0	10	0	0	0	10	0	10
	Meat-And Fish- Processing Machine Operators, Nec	5	0	5	0	0	0	5	0	5
	Mechanic Tractor	1	0	1	0	0	0	1	0	1
	Mechanic, Heavy Vehicle	5	0	5	0	0	0	5	0	5
	Mechanic, Weaving Machine	22	0	22	0	0	0	22	0	22
	Mechanical Engineer, General	2	0	2	0	0	0	2	0	2
	Mechanical Engineer, Heating, Ventilation, And Refrigeration	1	0	1	0	0	0	1	0	1
	Mechanical Engineer, Motors And Engines (Except Marine)	2	0	2	0	0	0	2	0	2
	Mechanical Engineering Technician, General	5	0	5	0	0	0	5	0	5
	Mechanical Engineering Technician; Industrial Machines And Tools	2	0	2	0	0	0	2	0	2
	Mechanical Engineering Technicians, Nec	5	0	5	0	0	0	5	0	5
	Mechanical Engineers, Nec	1	0	1	0	0	0	1	0	1
	Mechanical Machinery Assemblers, Nec	3	0	3	0	0	0	3	0	3
	Mechanical Technician, Trainee	3	0	3	0	0	0	3	0	3
	Medical Doctor Anaesthesia	0	1	1	0	0	0	0	1	1
	Merchandiser, Clerk	2	3	5	0	0	0	2	3	5
	Metal Drawers And Extruders, Nec	2	0	2	0	0	0	2	0	2
	Metal Furnace Operator	5	0	5	0	0	0	5	0	5
	Metal Heat Treating Plant Operator	4	0	4	0	0	0	4	0	4
	Metal Moulders And Coremakers, Nec	2	0	2	0	0	0	2	0	2
	Metal Pattern Maker, Foundry	1	0	1	0	0	0	1	0	1
	Metal Polisher, Hand	3	0	3	0	0	0	3	0	3
	Metal Printing Plate, Roller And Die Engraver, Hand	1	0	1	0	0	0	1	0	1
	Metal Scrap Processor	6	0	6	0	0	0	6	0	6
	Metal Wheel Grinders, Polishers And Tool Sharpeners, Nec	2	0	2	0	0	0	2	0	2
	Metal Working Machine Setter Operator, General	52	13	65	0	0	0	52	13	65
	Metal Working Machine Setter, General	6	0	6	0	0	0	6	0	6
	Metal,-Plastic,-And Rubber-Products, Assemblers Nec	1	0	1	0	0	0	1	0	1
	Metalworking Machine-Tool Mechanic	3	0	3	0	0	0	3	0	3
	Milling-Machine Operator	3	0	3	0	0	0	3	0	3
	Milling-Machine, Setter-Operator	2	0	2	0	0	0	2	0	2
	Mixer, Bread, Dough	2	0	2	0	0	0	2	0	2
	Motor Vehicle Mechanics And Repairers, Nec	8	0	8	0	0	0	8	0	8
	Motor-Cycle Mechanic, Petrol And Diesel	1	0	1	0	0	0	1	0	1
	Moulder, Metal Casting, General	5	0	5	0	0	0	5	0	5
	Nurse Educator, Associate Professional	1	0	1	0	0	0	1	0	1
	Nursing Officer	1	0	1	0	0	0	1	0	1
	Nursing Superintendent	0	3	3	0	0	0	0	3	3
	Offset Press Operator, Single Unit	10	0	10	0	0	0	10	0	10
	Operations Manager	1	0	1	0	0	0	1	0	1
	Operator, Cooling Plant	2	0	2	0	0	0	2	0	2
	Operator, Dubbing Equipment	1	0	1	0	0	0	1	0	1
	Operator, Malt Cooking Equipment	1	0	1	0	0	0	1	0	1
	Operator, Outside Broadcasting Equipment	2	0	2	0	0	0	2	0	2
	Operator, Wire Making Plant	7	0	7	0	0	0	7	0	7
	Optical Instrument Maker And Repairer	2	0	2	0	0	0	2	0	2
	Optometrist	1	0	1	0	0	0	1	0	1
	Nec	2	0	2	0	0	0	2	0	2
	Other Chemical Processing Plant Operators, Nec	4	0	4	0	0	0	4	0	4
	Other Chemical Products Machine Operators, Nec	4	0	4	0	0	0	4	0	4
	And Repairers	2	0	2	0	0	0	2	0	2
	Nec	7	0	7	0	0	0	7	0	7
	Other Machinery Mechanics And Fitters, Nec	13	0	13	0	0	0	13	0	13
	Other Manufacturing Labourers, Nec	2	0	2	0	0	0	2	0	2
	Paper And Other Related Materials Working, Nec	6	0	6	0	0	0	6	0	6
	Painter	21	0	21	0	0	0	21	0	21
	Painter, Artist	3	0	3	0	0	0	3	0	3
	Painter, Vehicle	6	0	6	0	0	0	6	0	6
	Pastry Maker	95	4	99	0	0	0	95	4	99
	Pattern Maker	1	0	1	0	0	0	1	0	1
	Pattern-Maker And Cutter, Mattress	1	0	1	0	0	0	1	0	1
	Physicist Mechanics	1	0	1	0	0	0	1	0	1
	Pipe Fitter, General	30	0	30	0	0	0	30	0	30
	Pipefitter	1	0	1	0	0	0	1	0	1
	Plant Maintenance Mechanic	2	0	2	0	0	0	2	0	2
	Plasterer, General	1	1	2	0	0	0	1	1	2
	Plastic Extruding Machine Operator	4	0	4	0	0	0	4	0	4
	Plastic Injection Moulding Machine Operator	64	0	64	0	0	0	64	0	64
	Plastics-Products Machine Operators, Nec	8	0	8	0	0	0	8	0	8
	Plumber, General	48	0	48	0	0	0	48	0	48
	Plumbers And Pipe Fitters, Nec	1	0	1	0	0	0	1	0	1
	Polisher, Glass Lens	4	0	4	0	0	0	4	0	4
	Polishing Machine Operator	1	0	1	0	0	0	1	0	1
	Pouching Operator	1	0	1	0	0	0	1	0	1
	Poultry Farm Worker (Unskilled)	3	0	3	0	0	0	3	0	3
	Poultry Farmer	22	0	22	0	0	0	22	0	22
	Precision Grinding-Machine Setter-Operator	14	0	14	0	0	0	14	0	14

Table 38 (Cont'd)- Number of valid work permits and certificates of exemption by industrial group, occupation &amp; sex, as at end of July 2023

Industrial Group	Occupation	Valid Work Permits			Certificates of Exemption			Grand Total		
		Male	Female	Both sexes	Male	Female	Both sexes	Male	Female	Both sexes
Manufacturing (cont'd)	Precision Instrument Maker And Repairer	2	0	2	0	0	0	2	0	2
	Precision Instrument Makers And Repairers, Nec	2	0	2	0	0	0	2	0	2
	Precision-Grinding-Machine Operator	6	0	6	0	0	0	6	0	6
	Press Operator, Offset Lithographic Printing	6	0	6	0	0	0	6	0	6
	Pressing Machine Operator	19	0	19	0	0	0	19	0	19
	Printer, General	3	0	3	0	0	0	3	0	3
	Printing Machine Operators, Nec	9	0	9	0	0	0	9	0	9
	Production And Operations Department Managers In	1	0	1	0	0	0	1	0	1
	Production Clerks, Nec	1	0	1	0	0	0	1	0	1
	Production Coordinator	1	0	1	0	0	0	1	0	1
	Production Engineering Technician	1	0	1	0	0	0	1	0	1
	Production Engineering, Trainee Technician	3	0	3	0	0	0	3	0	3
	Production Manager	1	0	1	0	0	0	1	0	1
	Production Manager Cum General Manager	2	0	2	0	0	0	2	0	2
	Production Manager, Manufacturing	14	0	14	0	0	0	14	0	14
	Production Supervisor, Iron Sheet, Profiling And Corrugating	1	0	1	0	0	0	1	0	1
	Production Technician, Concrete Plant	4	0	4	0	0	0	4	0	4
	Productions And Operations Managers And Senior	2	0	2	0	0	0	2	0	2
	Profiling Machine Operator	1	0	1	0	0	0	1	0	1
	Project Coordinator	0	1	1	0	0	0	0	1	1
	Punching Machine Operator, Aluminium Products	2	0	2	0	0	0	2	0	2
	Quality Assurance Manager	9	0	9	0	0	0	9	0	9
	Quality Assurance Officer	8	0	8	0	0	0	8	0	8
	Quality Control Officer	1	0	1	0	0	0	1	0	1
	Quality Controller, Textiles	6	3	9	0	0	0	6	3	9
	Quality Inspector	4	0	4	0	0	0	4	0	4
	Quality Inspector, Fabrics	2	0	2	0	0	0	2	0	2
	Quality Inspector, Products	1	0	1	0	0	0	1	0	1
	Radiator Repairer	1	0	1	0	0	0	1	0	1
	Recycling Machine Operator, Plastic	15	0	15	0	0	0	15	0	15
	Rigger Construction	1	0	1	0	0	0	1	0	1
	Rigger, General	42	0	42	0	0	0	42	0	42
	Riggers And Cable Splicers, Nec	1	0	1	0	0	0	1	0	1
	Roller Shutter Fixer	1	0	1	0	0	0	1	0	1
	Roof Tiles Plant Operator	29	0	29	0	0	0	29	0	29
	Sales And Marketing Manager;	1	1	2	0	0	0	1	1	2
	Sculptor	6	0	6	0	0	0	6	0	6
	Setter, Printing Machine	2	0	2	0	0	0	2	0	2
	Sewer, Footwear	3	0	3	0	0	0	3	0	3
	Sewer, Mattress	9	0	9	0	0	0	9	0	9
	Sewing And Embroidery Machine Operators, Nec	11	1	12	0	0	0	11	1	12
	Sewing Machine Mechanic	1	0	1	0	0	0	1	0	1
	Sewing Machine Operator	20	27	47	0	0	0	20	27	47
	Sewing Machinist	1	0	1	0	0	0	1	0	1
	Sewing Technician	3	0	3	0	0	0	3	0	3
	Sheet Metal Worker	8	0	8	0	0	0	8	0	8
	Sheet-Metal Marker	2	0	2	0	0	0	2	0	2
	Sheet-Metal Worker, Furniture	3	0	3	0	0	0	3	0	3
	Sheet-Metal Worker, General	4	0	4	0	0	0	4	0	4
	Sheet-Metal Workers, Nec	5	0	5	0	0	0	5	0	5
	Shoe Making And Related Machine Operators, Nec	5	0	5	0	0	0	5	0	5
	Shoe Sewer(Machine	4	0	4	0	0	0	4	0	4
	Shoe-Maker, General	2	0	2	0	0	0	2	0	2
	Sign-Writer	3	0	3	0	0	0	3	0	3
	Site Supervisor	5	0	5	0	0	0	5	0	5
	Site Technician	34	0	34	0	0	0	34	0	34
	Skilled Aluminium Fabricator	1	0	1	0	0	0	1	0	1
	Skilled Machine Operator	1	0	1	0	0	0	1	0	1
	Slaughterer	5	0	5	0	0	0	5	0	5
	Slitting Plant Operator, Iron Sheet	1	0	1	0	0	0	1	0	1
	Snack Maker	3	0	3	0	0	0	3	0	3
	Soap Maker, Machine	4	0	4	0	0	0	4	0	4
	Software Developer	1	0	1	0	0	0	1	0	1
	Sorter Textile/Garment Waste	12	0	12	0	0	0	12	0	12
	Sorter, Scrap Metal	2	0	2	0	0	0	2	0	2
	Spinner, Metal	34	0	34	0	0	0	34	0	34
	Spinner, Thread And Yarn	220	3	223	0	0	0	220	3	223
	Spinning Machine Operator	17	0	17	0	0	0	17	0	17
	Spinning Operator	1	0	1	0	0	0	1	0	1
	Spinning Technician	3	0	3	0	0	0	3	0	3
	Spot Welder, Machine	3	0	3	0	0	0	3	0	3
	Spraying Machine Operator	1	0	1	0	0	0	1	0	1
	Steel Fixer	17	0	17	0	0	0	17	0	17
	Stone Cutter And Finisher	1	0	1	0	0	0	1	0	1
	Stone Setter	2	0	2	0	0	0	2	0	2
	Stonemason, Construction	1	0	1	0	0	0	1	0	1
	Stoneworker	3	0	3	0	0	0	3	0	3
	Storekeeper	1	0	1	0	0	0	1	0	1
	Structural-Steel Worker, Workshop	15	0	15	0	0	0	15	0	15
	Supervisor And Foreman , Welding And Flame Cutting	1	0	1	0	0	0	1	0	1
	Supervisor And Foreman, Aluminium Product Making	3	0	3	0	0	0	3	0	3
	Servicing	2	0	2	0	0	0	2	0	2
	Supervisor And Foreman, Blasting And Shotfiring	1	0	1	0	0	0	1	0	1
	Supervisor And Foreman, Building Construction	2	0	2	0	0	0	2	0	2

Table 38 (Cont'd)- Number of valid work permits and certificates of exemption by industrial group, occupation &amp; sex, as at end of July 2023

Industrial Group	Occupation	Valid Work Permits			Certificates of Exemption			Grand Total		
		Male	Female	Both sexes	Male	Female	Both sexes	Male	Female	Both sexes
Manufacturing (cont'd)	And Jewellery And Precious Metal Working	9	0	9	0	0	0	9	0	9
	Supervisor And Foreman, Garment Manufacturing	15	0	15	0	0	0	15	0	15
	Supervisor And Foreman, Hand Embroidery	1	0	1	0	0	0	1	0	1
	Supervisor And Foreman, Machine-Tool Setting-Operations	1	0	1	0	0	0	1	0	1
	Supervisor And Foreman, Metal Moulding And Coremaking	1	0	1	0	0	0	1	0	1
	Supervisor And Foreman, Road Construction	11	0	11	0	0	0	11	0	11
	Supervisor And Foreman, Sheet Metal Working	2	0	2	0	0	0	2	0	2
	Supervisor And Foreman, Textile Manufacturing	11	1	12	0	0	0	11	1	12
	Machine Operations	3	0	3	0	0	0	3	0	3
	Machine Operations	1	0	1	0	0	0	1	0	1
	Machine Operations	2	0	2	0	0	0	2	0	2
	Machine Operations	1	0	1	0	0	0	1	0	1
	Supervisor Building Cleaning	0	1	1	0	0	0	0	1	1
	Supervisor Of Back Office	1	0	1	0	0	0	1	0	1
	Supervisor Plumbing, Pipe Fitting	5	0	5	0	0	0	5	0	5
	Supervisor, Flooring	1	0	1	0	0	0	1	0	1
	Supervisor, Garment Cutting	2	0	2	0	0	0	2	0	2
	Supervisor, Garment Finishing	1	1	2	0	0	0	1	1	2
	Supervisor, Garment Manufacturing	3	0	3	0	0	0	3	0	3
	Supervisor, Machine Operations, Panels	6	1	7	0	0	0	6	1	7
	Supervisor, Panel Checking	5	0	5	0	0	0	5	0	5
	Supervisor, Telecommunication Service	1	0	1	0	0	0	1	0	1
	Operations, Nec	3	0	3	0	0	0	3	0	3
	Operations, Nec	1	0	1	0	0	0	1	0	1
	Surveyor'S Technician	2	0	2	0	0	0	2	0	2
	Tailor, General	4	0	4	0	0	0	4	0	4
	Tea And Coffee Grader	0	1	1	0	0	0	0	1	1
	Tea And Coffee Taster	0	2	2	0	0	0	0	2	2
	Tea Farmer	5	0	5	0	0	0	5	0	5
	Tea Plantation Worker, (Unskilled)/Labourer	2	0	2	0	0	0	2	0	2
	Team Leader	8	0	8	0	0	0	8	0	8
	Technical Assistant	1	0	1	0	0	0	1	0	1
	Technical Manager	1	0	1	0	0	0	1	0	1
	Technical Services Manager	1	0	1	0	0	0	1	0	1
	Technician, Chemical Processes	1	0	1	0	0	0	1	0	1
	Technician, Engineering, Diesel Motors And Engines	1	0	1	0	0	0	1	0	1
	Technician, Engineering, Quantity Surveying	1	0	1	0	0	0	1	0	1
	Technician, Telephones	1	0	1	0	0	0	1	0	1
	Technologist, Chemical	1	0	1	0	0	0	1	0	1
	Technologist, Paper	1	0	1	0	0	0	1	0	1
	Technologist, Textile	2	0	2	0	0	0	2	0	2
	Technologist, Wood	1	0	1	0	0	0	1	0	1
	Tent Decorator	1	0	1	0	0	0	1	0	1
	Terminal Operator, Mechanical	5	0	5	0	0	0	5	0	5
	Nec	1	0	1	0	0	0	1	0	1
	Textile Technician	15	1	16	0	0	0	15	1	16
	Textile, Leather And Related Pattern-Makers And Cutters, Nec	4	0	4	0	0	0	4	0	4
	Tile Setter	1	0	1	0	0	0	1	0	1
	Toiletry Products Machine Operator	9	0	9	0	0	0	9	0	9
	Trainee Designer	1	0	1	0	0	0	1	0	1
	Trainee Technician (Crane) Portique	1	0	1	0	0	0	1	0	1
	Trainer, Automobile Mechanic	2	0	2	0	0	0	2	0	2
	Translator	1	0	1	0	0	0	1	0	1
	Trimmer	1	0	1	0	0	0	1	0	1
	Turner, Lathe Setter-Operator	1	0	1	0	0	0	1	0	1
	Turner/Fitter	20	0	20	0	0	0	20	0	20
	Twisting Machine Operator	1	0	1	0	0	0	1	0	1
	Type Casting Machine Operator	1	0	1	0	0	0	1	0	1
	Tyre Rebuilder, Machine	1	0	1	0	0	0	1	0	1
	Tyreman	2	0	2	0	0	0	2	0	2
	Unskilled Worker, Electrical Manufacturing And Assembling	1	0	1	0	0	0	1	0	1
	Unskilled Worker, Manufacturing And Machinery Assembling	2	0	2	0	0	0	2	0	2
	Upholsterer	1	2	3	0	0	0	1	2	3
	Upholsterer, Furniture	23	0	23	0	0	0	23	0	23
	Upholsterer, General	57	0	57	0	0	0	57	0	57
	Upholsterers And Related Workers, Nec	2	0	2	0	0	0	2	0	2
	Varnisher	1	0	1	0	0	0	1	0	1
	Varnisher, Manufactured Articles	5	0	5	0	0	0	5	0	5
	Varnisher/Lacquerer Furniture	2	0	2	0	0	0	2	0	2
	Varnishing Machine Operator	2	0	2	0	0	0	2	0	2
	Veneer Applier	1	0	1	0	0	0	1	0	1
	"Volontaire International En Entreprise (Vie)"	0	0	0	3	0	3	3	0	3
	Wax Model Maker	1	0	1	0	0	0	1	0	1
	Weaving And Knitting Machine Operators, Nec	75	0	75	0	0	0	75	0	75
	Website Designer	1	0	1	0	0	0	1	0	1
	Welder	1	0	1	0	0	0	1	0	1
	Welder Tig & Mig	8	0	8	0	0	0	8	0	8
	Welder, Mig	170	0	170	0	0	0	170	0	170
	Welder, Resistance	5	0	5	0	0	0	5	0	5

Table 38 (Cont'd)- Number of valid work permits and certificates of exemption by industrial group, occupation &amp; sex, as at end of July 2023

Industrial Group	Occupation	Valid Work Permits			Certificates of Exemption			Grand Total		
		Male	Female	Both sexes	Male	Female	Both sexes	Male	Female	Both sexes
Manufacturing (cont'd)	Welders And Flame-Cutters, Nec	37	0	37	0	0	0	37	0	37
	Wheel Balancer And Aligner	5	0	5	0	0	0	5	0	5
	Wire Fence Making Machine Operator	4	1	5	0	0	0	4	1	5
	Wire-Coating Machine Operator	2	0	2	0	0	0	2	0	2
	Wood And Related Products Assemblers, Nec	2	0	2	0	0	0	2	0	2
	Wood Carver;Hand	19	0	19	0	0	0	19	0	19
	Wood Polisher	2	0	2	0	0	0	2	0	2
	Wood Products Machine Operators, Nec	2	0	2	0	0	0	2	0	2
	Wood Treaters, Nec	1	0	1	0	0	0	1	0	1
	Wood, Rubber Or Linoleum Block Engraver, Hand	2	0	2	0	0	0	2	0	2
	Wood-Polishing-Machine Setter Operator	3	0	3	0	0	0	3	0	3
	Wood-Processing Plant Operators, Nec	1	0	1	0	0	0	1	0	1
	Woodworking Machine Setter-Operator	1	0	1	0	0	0	1	0	1
	Wood-Working-Machine Operator, General	7	0	7	0	0	0	7	0	7
	Working Proprietor, Metal Works & Fabrication	4	0	4	0	0	0	4	0	4
	Workshop Supervisor	1	0	1	0	0	0	1	0	1
	Yarn Dyeing Technician	2	0	2	0	0	0	2	0	2
	<b>Sub Total</b>	<b>16081</b>	<b>4106</b>	<b>20187</b>	<b>3</b>	<b>0</b>	<b>3</b>	<b>16084</b>	<b>4106</b>	<b>20190</b>
Electricity, Gas and Water Supply	Bar Bender	1	0	1	0	0	0	1	0	1
	Electrician, Motor Vehicle	1	0	1	0	0	0	1	0	1
	Gas And Electric Welder, General	1	0	1	0	0	0	1	0	1
	Machine Operator, Sewing	7	0	7	0	0	0	7	0	7
	Mechanic, Heavy Vehicle	3	0	3	0	0	0	3	0	3
	Metal Working Machine Setter Operator, General	1	0	1	0	0	0	1	0	1
	Other Manufacturing Labourers, Nec	1	0	1	0	0	0	1	0	1
	Precision Sawyer; Sawing Machine Setter Operator Panel	1	0	1	0	0	0	1	0	1
	Sawing Machine Setter-Operator, Panel	1	0	1	0	0	0	1	0	1
	Twisting Machine Operator	2	0	2	0	0	0	2	0	2
	Welder, Mig	1	0	1	0	0	0	1	0	1
	<b>Sub Total</b>	<b>20</b>	<b>0</b>	<b>20</b>	<b>0</b>	<b>0</b>	<b>0</b>	<b>20</b>	<b>0</b>	<b>20</b>
Construction	Accountant	0	0	0	1	0	1	1	0	1
	Accounting Manager	0	1	1	0	0	0	0	1	1
	Accounts Executive	0	0	0	1	0	1	1	0	1
	Addl Gm	0	0	0	2	0	2	2	0	2
	Admin Executive	0	0	0	1	0	1	1	0	1
	Admin Manager	0	0	0	2	0	2	2	0	2
	Admin Officer	0	0	0	1	0	1	1	0	1
	Agent, Public Performance	1	0	1	0	0	0	1	0	1
	Air Conditioner Installer	13	0	13	0	0	0	13	0	13
	Aluminium Fabricator	20	0	20	0	0	0	20	0	20
	Aluminium Framemaker	2	0	2	0	0	0	2	0	2
	Aluminium Maker Grade 2	0	0	0	10	0	10	10	0	10
	Aluminium Skilled Worker	5	0	5	0	0	0	5	0	5
	Apprentice, Air Conditioning And Refrigeration	4	0	4	0	0	0	4	0	4
	Apprentice, Machinery Assembler	3	0	3	0	0	0	3	0	3
	Architect, Landscape	12	0	12	0	0	0	12	0	12
	Assembler Aluminium Products	3	0	3	0	0	0	3	0	3
	Assembler, Furniture, Wooden	2	0	2	0	0	0	2	0	2
	Assistant Construction Civil	0	0	0	1	0	1	1	0	1
	Assistant Construction Manager	0	0	0	1	0	1	1	0	1
	Assistant Construction Manager (Civil)	0	0	0	8	0	8	8	0	8
	Assistant Construction Manager (Electrical)	0	0	0	2	0	2	2	0	2
	Assistant Constructon Manager (Mechanical)	0	0	0	4	0	4	4	0	4
	Communication)	0	0	0	1	0	1	1	0	1
	Assistant Cook	0	0	0	3	0	3	3	0	3
	Assistant Electrician	0	0	0	7	0	7	7	0	7
	Assistant General Manager	0	0	0	1	0	1	1	0	1
	Assistant Manager	0	0	0	5	0	5	5	0	5
	Assistant Manager (Accounts)	0	0	0	4	0	4	4	0	4
	Assistant Manager (Cad)	0	0	0	1	0	1	1	0	1
	Assistant Manager (Civil)	0	0	0	13	0	13	13	0	13
	Assistant Manager (Electrical)	0	0	0	4	0	4	4	0	4
	Assistant Manager (Environment, Health And Safety)	0	0	0	2	0	2	2	0	2
	Assistant Manager (Instrumentation)	0	0	0	1	0	1	1	0	1
	Assistant Manager (Mechanical)	0	0	0	1	0	1	1	0	1
	Assistant Manager (Permanent Way)	0	0	0	1	0	1	1	0	1
	Assistant Manager (Plant & Machinery)	0	0	0	2	0	2	2	0	2
	Assistant Manager (Stores)	0	0	0	1	0	1	1	0	1
	Assistant Manager Administration	0	0	0	1	0	1	1	0	1
	Assistant Officer (Accounts)	0	0	0	1	0	1	1	0	1
	Assistant Officer (Human Resource)	0	0	0	1	0	1	1	0	1
	Assistant Officer (Industrial Relation)	0	0	0	1	0	1	1	0	1
	Assistant Project Manager	0	0	0	2	0	2	2	0	2
	Assistant Quantity Surveyor Manager	0	0	0	1	0	1	1	0	1
	Assistant Safety Supervisor	0	0	0	1	0	1	1	0	1
	Assistant Surveyor	0	1	1	0	0	0	0	1	1
	Assistant Technician	0	0	0	1	0	1	1	0	1

Table 38 (Cont'd)- Number of valid work permits and certificates of exemption by industrial group, occupation &amp; sex, as at end of July 2023

Industrial Group	Occupation	Valid Work Permits			Certificates of Exemption			Grand Total		
		Male	Female	Both sexes	Male	Female	Both sexes	Male	Female	Both sexes
Construction (cont'd)	Assitant Signalling	0	0	0	1	0	1	1	0	1
	Asst Planning Engineer	0	0	0	1	0	1	1	0	1
	Automobile Mechanic, Diesel	7	0	7	0	0	0	7	0	7
	Barbender	325	0	325	0	0	0	325	0	325
	Barbender Grade 2	0	0	0	30	0	30	30	0	30
	Barbender/Steel Fixer	0	0	0	24	0	24	24	0	24
	Bartender	1	0	1	0	0	0	1	0	1
	Blockmaker, Concrete Casting	1	0	1	0	0	0	1	0	1
	Bricklayer, Construction	49	0	49	0	0	0	49	0	49
	Bricklayers, Stonemasons, Floor Layers And Tile Setters, Nec	32	0	32	0	0	0	32	0	32
	Builder, House, Traditional Materials	3	0	3	0	0	0	3	0	3
	Builders, Traditional Materials, Nec	4	0	4	0	0	0	4	0	4
	Building And Related Electricians, Nec	2	0	2	0	0	0	2	0	2
	Building Construction And Maintenance Labourers, Nec	2	0	2	0	0	0	2	0	2
	Building Construction Labourer	4	0	4	0	0	0	4	0	4
	Building Electrician	4	0	4	0	0	0	4	0	4
	Building Painter	5	0	5	0	0	0	5	0	5
	Bulldozer Operator	2	0	2	0	0	0	2	0	2
	Cabinet Maker	26	1	27	0	0	0	26	1	27
	Call Center Operator	1	0	1	0	0	0	1	0	1
	Camp Supervisor	0	0	0	2	0	2	2	0	2
	Carpenter	48	0	48	27	0	27	75	0	75
	Carpenter Grade 1	0	0	0	85	0	85	85	0	85
	Carpenter Grade 2	0	0	0	276	0	276	276	0	276
	Carpenter Sg 2	0	0	0	39	0	39	39	0	39
	Carpenter, General	1042	1	1043	0	0	0	1042	1	1043
	Carpenters And Joiners, Nec	8	0	8	0	0	0	8	0	8
	Catering Supervisor	0	0	0	1	0	1	1	0	1
	Chargehand-Survey	0	0	0	1	0	1	1	0	1
	Chief General Manager ( Engineer )	0	0	0	1	0	1	1	0	1
	Civil Engineering Technician	2	0	2	0	0	0	2	0	2
	Civil Engineers, Nec	2	0	2	0	0	0	2	0	2
	Civil Supervisor	0	0	0	19	0	19	19	0	19
	Civil Technician	0	0	0	1	0	1	1	0	1
	Cleaner	0	0	0	19	0	19	19	0	19
	Concrete Paving Machine Operator	1	0	1	0	0	0	1	0	1
	Concrete Pump Operator, Mobile Truck	2	0	2	0	0	0	2	0	2
	Concrete Shutterer	78	0	78	0	0	0	78	0	78
	Construction (Civil)	0	0	0	1	0	1	1	0	1
	Construction Carpenter	165	0	165	0	0	0	165	0	165
	Construction Joiner	4	0	4	0	0	0	4	0	4
	Construction Manager	0	0	0	1	0	1	1	0	1
	Construction Manager (Civil)	0	0	0	5	0	5	5	0	5
	Construction Manager (Electrical)	0	0	0	1	0	1	1	0	1
	Construction Manager (Mechanical)	0	0	0	1	0	1	1	0	1
	Construction Manager (Qa/Qc)	0	0	0	1	0	1	1	0	1
	Constructional Steel Erector	2	0	2	0	0	0	2	0	2
	Contracts Manager	1	0	1	0	0	0	1	0	1
	Controller, Operation Control Center	0	0	0	1	0	1	1	0	1
	Cook	1	0	1	23	0	23	24	0	24
	Cook Assistant	0	0	0	1	0	1	1	0	1
	Cook, Chinese Cuisine	3	1	4	0	0	0	3	1	4
	Cook, Indian Cuisine	8	0	8	0	0	0	8	0	8
	Cooks Assistant	0	0	0	1	0	1	1	0	1
	Cooks, Nec	10	0	10	0	0	0	10	0	10
	Crane Operator	25	0	25	0	0	0	25	0	25
	Crane, Hoist And Related Materials Moving Equipment Operators, Nec	1	0	1	0	0	0	1	0	1
	Crapenter - Grade 2	0	0	0	1	0	1	1	0	1
	Depot In Charge	0	0	0	1	0	1	1	0	1
	Deputy General Manager	0	0	0	2	0	2	2	0	2
	Deputy General Manager (Civil)	0	0	0	4	0	4	4	0	4
	Deputy General Manager (Design)	0	0	0	1	0	1	1	0	1
	Deputy General Manager/ S&T	0	0	0	1	0	1	1	0	1
	Deputy Manager (Civil)	0	0	0	2	0	2	2	0	2
	Deputy Project Manager	0	0	0	1	0	1	1	0	1
	Design Delivery Manager	0	0	0	1	0	1	1	0	1
	Director	0	0	0	1	1	2	1	1	2
	Director/Chief Executive, Corporate Organisation (Private Sector)	1	0	1	0	0	0	1	0	1
	Draftsman	0	0	0	1	0	1	1	0	1
	Driver	0	0	0	6	0	6	6	0	6
	Driver Grade 1	0	0	0	11	0	11	11	0	11
	Driver Grade 2	0	0	0	8	0	8	8	0	8
	Driver, Motor Tricycle, Goods	6	0	6	0	0	0	6	0	6
	Driver, Truck, Heavy	1	0	1	0	0	0	1	0	1
	Driver, Vehicle, General	8	0	8	0	0	0	8	0	8
	Driver/Helper	44	0	44	0	0	0	44	0	44
	Ductman	5	0	5	0	0	0	5	0	5

Table 38 (Cont'd)- Number of valid work permits and certificates of exemption by industrial group, occupation &amp; sex, as at end of July 2023

Industrial Group	Occupation	Valid Work Permits			Certificates of Exemption			Grand Total		
		Male	Female	Both sexes	Male	Female	Both sexes	Male	Female	Both sexes
Construction (cont'd)	Dy General Manager	0	0	0	1	0	1	1	0	1
	Dy General Manager ( Finance )	0	0	0	1	0	1	1	0	1
	Dy Manager	0	0	0	3	0	3	3	0	3
	Dy. General Manager (Engg)	0	0	0	1	0	1	1	0	1
	Electric Arc Welder, Hand	4	0	4	0	0	0	4	0	4
	Electric Power Lineman	2	0	2	0	0	0	2	0	2
	Electrical Engineering Technician	2	0	2	0	0	0	2	0	2
	Electrical Engineering Technician General	18	0	18	0	0	0	18	0	18
	Electrical Engineering Technician, High Voltage	1	0	1	0	0	0	1	0	1
	Electrical Engineering Technicians, Nec	1	0	1	0	0	0	1	0	1
	Electrical Engineers, Nec	1	0	1	0	0	0	1	0	1
	Electrical Incharge	0	0	0	1	0	1	1	0	1
	Electrical Mechanics And Fitters, Nec	1	0	1	0	0	0	1	0	1
	Electrical Supervisor	0	0	0	3	0	3	3	0	3
	Electrical Technician Trainee	5	0	5	0	0	0	5	0	5
	Electrical Technicians	1	0	1	0	0	0	1	0	1
	Electrician	16	0	16	17	0	17	33	0	33
	Electrician Grade 1	0	0	0	8	0	8	8	0	8
	Electrician Grade 2	0	0	0	39	0	39	39	0	39
	Electrician Sg 1	0	0	0	6	0	6	6	0	6
	Electrician Sg 2	0	0	0	23	0	23	23	0	23
	Electrician Ship	1	0	1	0	0	0	1	0	1
	Electrician Supervisor	0	0	0	1	0	1	1	0	1
	Electrician Technician	0	0	0	1	0	1	1	0	1
	Electrician, General	239	0	239	0	0	0	239	0	239
	Electronic-Machinery And Equipment Assembler	6	0	6	0	0	0	6	0	6
	Electronics Engineering Technician, General	1	0	1	0	0	0	1	0	1
	Electrician	3	0	3	0	0	0	3	0	3
	Engineer	0	0	0	3	0	3	3	0	3
	Engineer Electrical	3	0	3	0	0	0	3	0	3
	Engineer, Building Construction	5	1	6	0	0	0	5	1	6
	Engineer, Civil	3	0	3	0	0	0	3	0	3
	Engineer, Electrical And Electronics	1	0	1	0	0	0	1	0	1
	Engineer, Hydraulics	1	0	1	0	0	0	1	0	1
	Engineer, Power Distribution And Transmission	1	0	1	0	0	0	1	0	1
	Excavating Machine Operator	5	0	5	0	0	0	5	0	5
	Excavator Loader On P Types	14	0	14	0	0	0	14	0	14
	Excavator Operator	2	0	2	0	0	0	2	0	2
	Executive (Accounts)	0	0	0	1	0	1	1	0	1
	Executive (Ir)	0	0	0	1	0	1	1	0	1
	Executive Purchase	0	0	0	1	0	1	1	0	1
	Fabrication Fitter	0	0	0	2	0	2	2	0	2
	Fabrication Fitter Grade 1	0	0	0	12	0	12	12	0	12
	Fabrication Fitter Grade 2	0	0	0	28	0	28	28	0	28
	Fabrication Fitter Sg 1	0	0	0	7	0	7	7	0	7
	Fabrication Fitter Sg 2	0	0	0	6	0	6	6	0	6
	False Ceiling Fixer	0	0	0	7	0	7	7	0	7
	False Ceiling Maker And Fixer	0	0	0	21	0	21	21	0	21
	False Ceiling Maker And Fixer Grade 2	0	0	0	3	0	3	3	0	3
	Finance And Accounts	0	0	0	1	0	1	1	0	1
	Financial Controller	1	0	1	0	0	0	1	0	1
	First Aider	0	0	0	1	0	1	1	0	1
	Fisherman	0	0	0	21	0	21	21	0	21
	Fitter, Machine Tool	12	0	12	0	0	0	12	0	12
	Floor Layer, Apprentice	3	0	3	0	0	0	3	0	3
	Floor Layer, Wooden	1	0	1	0	0	0	1	0	1
	Floor Layers And Tile Setters, Nec	30	0	30	0	0	0	30	0	30
	Floor Supervisor	1	0	1	0	0	0	1	0	1
	Foreman	0	0	0	32	0	32	32	0	32
	Foreman Building	0	0	0	3	0	3	3	0	3
	Foreman Site Works	0	0	0	3	0	3	3	0	3
	Formworks Supervisor	3	0	3	0	0	0	3	0	3
	Garpenr Grade 2	0	0	0	1	0	1	1	0	1
	Gas And Electric Welder, General	24	0	24	0	0	0	24	0	24
	Gas Welder	4	0	4	0	0	0	4	0	4
	General Foreman	0	0	0	1	0	1	1	0	1
	General Manager	0	0	0	1	0	1	1	0	1
	General Worker	13	0	13	0	0	0	13	0	13
	Grader Operator, Cement	1	0	1	0	0	0	1	0	1
	Granite Cutter And Polisher	3	1	4	0	0	0	3	1	4
	Granite Technician	39	0	39	0	0	0	39	0	39
	Handicraft Workers In Wood, Textile, Leather And Related Materials, Nec	1	0	1	0	0	0	1	0	1
	Handicraft Workers, Wood	2	0	2	0	0	0	2	0	2
	Head - Finance, Accounts & Admin	0	0	0	1	0	1	1	0	1
	Head (Plant & Machinery)	0	0	0	1	0	1	1	0	1
	Head (Project Control)	0	0	0	1	0	1	1	0	1
	Head Cook	4	0	4	0	0	0	4	0	4
	Health ,Safety & Environmental Manager	0	0	0	1	0	1	1	0	1
	Health And Safety Officer	0	0	0	1	0	1	1	0	1
	Health Executive	0	0	0	2	0	2	2	0	2
	Heating, Ventilation And Refrigeration Engineering Technician	2	0	2	0	0	0	2	0	2

Table 38 (Cont'd)- Number of valid work permits and certificates of exemption by industrial group, occupation &amp; sex, as at end of July 2023

Industrial Group	Occupation	Valid Work Permits			Certificates of Exemption			Grand Total		
		Male	Female	Both sexes	Male	Female	Both sexes	Male	Female	Both sexes
Construction (cont'd)	Help Desk Operator (Network)	1	0	1	0	0	0	1	0	1
	Helper	0	0	0	1019	0	1019	1019	0	1019
	Helper - Civil Works	0	0	0	269	0	269	269	0	269
	Helper - Electrical Works	0	0	0	2	0	2	2	0	2
	Helper - Mechanical Works	0	0	0	12	0	12	12	0	12
	Helper - Qa/Qc	0	0	0	1	0	1	1	0	1
	Helper Grade 2	0	0	0	1	0	1	1	0	1
	Hvac Air Conditioning & Ventilation Technician	1	0	1	0	0	0	1	0	1
	Hydrological Technician	2	0	2	0	0	0	2	0	2
	Internal Controller	1	0	1	0	0	0	1	0	1
	Interpreter Clerks, Court	1	1	2	0	0	0	1	1	2
	Interpreter	2	1	3	0	0	0	2	1	3
	Ip Communication Manager	0	0	0	1	0	1	1	0	1
	It/System	0	0	0	1	0	1	1	0	1
	Jaipur	0	0	0	1	0	1	1	0	1
	Jcb Operator Grade 2	0	0	0	1	0	1	1	0	1
	Joinery Carpenter	1	0	1	0	0	0	1	0	1
	Joint General Manager / Civil	0	0	0	1	0	1	1	0	1
	Jr Manager	0	0	0	4	0	4	4	0	4
	Junior Manager (Elect)	0	0	0	1	0	1	1	0	1
	Junior Technical Officer	0	0	0	5	0	5	5	0	5
	Junior Technical Officer Grade 2	0	0	0	1	0	1	1	0	1
	Khalasi	0	0	0	145	0	145	145	0	145
	Khalasi/Rigger	0	0	0	5	0	5	5	0	5
	Khalasi Grade 2	0	0	0	3	0	3	3	0	3
	Laboratory Technician	0	0	0	1	0	1	1	0	1
	Laboratory Technician, Chemical Laboratory	2	0	2	0	0	0	2	0	2
	Labour / Helper	0	0	0	1	0	1	1	0	1
	Constructions	2	0	2	0	0	0	2	0	2
	Labourer, Digging, Quarry	2	0	2	0	0	0	2	0	2
	Lead Formations	0	0	0	1	0	1	1	0	1
	Lead Technical Consultant	0	0	0	1	0	1	1	0	1
	Leading Hand Site Works	0	0	0	2	0	2	2	0	2
	Leads Railway	0	0	0	1	0	1	1	0	1
	Lorry Driver, Heavy	5	0	5	0	0	0	5	0	5
	Machine Helper	8	0	8	0	0	0	8	0	8
	Machine Operator Colour Machine, Paint Manufacturing	1	0	1	0	0	0	1	0	1
	Machine Operator, Sewing	11	0	11	0	0	0	11	0	11
	Maintenance Electrician	1	0	1	0	0	0	1	0	1
	Maintenance Manager	1	0	1	0	0	0	1	0	1
	Manager	0	0	0	5	0	5	5	0	5
	Manager (Environment, Health & Safety)	0	0	0	2	0	2	2	0	2
	Manager (Accounts)	0	0	0	2	0	2	2	0	2
	Manager (Civil)	0	0	0	1	0	1	1	0	1
	Manager (Engineering)	0	0	0	1	0	1	1	0	1
	Manager (Mechanical)	0	0	0	4	0	4	4	0	4
	Manager (Stores)	0	0	0	1	0	1	1	0	1
	Manager (Survey)	0	0	0	1	0	1	1	0	1
	Manager (Systems)	0	0	0	1	0	1	1	0	1
	Manager/Civil & Quality	0	0	0	1	0	1	1	0	1
	Managing Director	0	0	0	1	0	1	1	0	1
	Managing Supervisor, Retail Trade	1	0	1	0	0	0	1	0	1
	Managing Supervisor, Small Construction Company	2	0	2	0	0	0	2	0	2
	Managing Supervisors In Construction, Nec	23	2	25	0	0	0	23	2	25
	Marble Setter	3	0	3	0	0	0	3	0	3
	Marine Khalasi (Anchoring And De-Anchoring)	23	0	23	0	0	0	23	0	23
	Mason	93	0	93	8	0	8	101	0	101
	Mason Grade 1	0	0	0	232	0	232	232	0	232
	Mason Grade 2	0	0	0	300	0	300	300	0	300
	Mason Sg 2	0	0	0	42	0	42	42	0	42
	Mason, General	1760	3	1763	0	0	0	1760	3	1763
	Mason, Monument	95	0	95	0	0	0	95	0	95
	Material Planning Clerk	2	0	2	0	0	0	2	0	2
	Materials Testing Technician, Civil	12	0	12	0	0	0	12	0	12
	Mecanic	3	0	3	3	0	3	6	0	6
	Mechanic Grade 1	0	0	0	7	0	7	7	0	7
	Mechanic Sg 2	0	0	0	15	0	15	15	0	15
	Mechanic Tractor	1	0	1	0	0	0	1	0	1
	Mechanic, Construction Machinery	2	0	2	0	0	0	2	0	2
	Mechanic, Electrical	9	0	9	0	0	0	9	0	9
	Mechanical & Electrical Coordinator	0	0	0	2	0	2	2	0	2
	Mechanical Assistant	0	0	0	1	0	1	1	0	1
	Mechanical Engineer, Industrial Machinery And Tools	1	0	1	0	0	0	1	0	1
	Mechanical Engineering Technicians, Nec	1	0	1	0	0	0	1	0	1
	Mechanical Engineers, Nec	7	0	7	0	0	0	7	0	7
	Mechanical Surveyor	0	0	0	1	0	1	1	0	1
	Metal Roofer	7	0	7	0	0	0	7	0	7
	Metal Working Machine Setter Operator, General	22	0	22	0	0	0	22	0	22
	Mobile - Crane Operator	2	0	2	0	0	0	2	0	2
	Motor Vehicle Mechanics And Repairers, Nec	13	0	13	0	0	0	13	0	13



Table 38 (Cont'd)- Number of valid work permits and certificates of exemption by industrial group, occupation &amp; sex, as at end of July 2023

Industrial Group	Occupation	Valid Work Permits			Certificates of Exemption			Grand Total		
		Male	Female	Both sexes	Male	Female	Both sexes	Male	Female	Both sexes
Construction (cont'd)	Motorman	0	0	0	1	0	1	1	0	1
	Occupational Therapist	0	1	1	0	0	0	0	1	1
	Office Admin Time Clerk	0	0	0	1	0	1	1	0	1
	Office Assistant	0	0	0	4	0	4	4	0	4
	Office Boy	0	0	0	1	0	1	1	0	1
	Officer	0	0	0	22	0	22	22	0	22
	Officer (Civil)	0	0	0	1	0	1	1	0	1
	Officer In Charge-Stores	0	0	0	1	0	1	1	0	1
	Officer Trainee	0	0	0	1	0	1	1	0	1
	Operator	0	0	0	35	0	35	35	0	35
	Operator Grade 1	0	0	0	4	0	4	4	0	4
	Operator Grade 2	0	0	0	2	0	2	2	0	2
	Operator Sg 1	0	0	0	3	0	3	3	0	3
	Operator Sg2	0	0	0	2	0	2	2	0	2
	Optical Fiber Manager	0	0	0	1	0	1	1	0	1
	Ornamental Sheet Metal Worker	1	0	1	0	0	0	1	0	1
	Oss Systems Manager	0	0	0	1	0	1	1	0	1
	Other Machinery Mechanics And Fitters, Nec	1	0	1	0	0	0	1	0	1
	Painter	0	0	0	20	0	20	20	0	20
	Painter Grade 2	0	0	0	22	0	22	22	0	22
	Painter Sg 2	0	0	0	2	0	2	2	0	2
	Painter, Artist	3	0	3	0	0	0	3	0	3
	Painter, Metal	1	0	1	0	0	0	1	0	1
	Painter, Vehicle	3	0	3	0	0	0	3	0	3
	Permanent Way Inspector-Track	0	0	0	1	0	1	1	0	1
	Physicist, Electronics	2	0	2	0	0	0	2	0	2
	Pipe Fitter, General	7	0	7	0	0	0	7	0	7
	Pipe Layer	17	0	17	0	0	0	17	0	17
	Planning Manager	0	0	0	4	0	4	4	0	4
	Plant Operator	0	0	0	1	0	1	1	0	1
	Plant Operator Grade 2	0	0	0	1	0	1	1	0	1
	Plasterer	23	0	23	1	0	1	24	0	24
	Plasterer Grade 1	0	0	0	17	0	17	17	0	17
	Plasterer, General	19	0	19	0	0	0	19	0	19
	Plumber	5	0	5	7	0	7	12	0	12
	Plumber Grade 2	0	0	0	15	0	15	15	0	15
	Plumber Sg 2	0	0	0	13	0	13	13	0	13
	Plumber, General	136	0	136	0	0	0	136	0	136
	Precision Sawyer; Sawing Machine Setter Operator Panel	1	0	1	0	0	0	1	0	1
	Principal Architect	0	0	0	1	0	1	1	0	1
	Production Technician, Concrete Plant	4	0	4	0	0	0	4	0	4
	Project Director	0	0	0	3	0	3	3	0	3
	Project Engineer	0	0	0	3	0	3	3	0	3
	Project Manager	0	0	0	6	0	6	6	0	6
	Project Manager (Civil)	0	0	0	4	0	4	4	0	4
	Project Officer	0	0	0	3	0	3	3	0	3
	Qc Assistant	0	0	0	2	0	2	2	0	2
	Quality Assistant	0	0	0	1	0	1	1	0	1
	Quality Assurance / Quality Control Supervisor	0	0	0	2	0	2	2	0	2
	Quality Controller, Textiles	1	0	1	0	0	0	1	0	1
	Quantity Surveyor	0	0	0	1	0	1	1	0	1
	Radar Technician	3	0	3	0	0	0	3	0	3
	Rebar Fitter	0	0	0	17	0	17	17	0	17
	Rebar Fitter Grade 1	0	0	0	23	0	23	23	0	23
	Rebar Fitter Grade 2	0	0	0	319	0	319	319	0	319
	Rebar Fitter Sg 2	0	0	0	119	0	119	119	0	119
	Rebar Supervisor	2	0	2	0	0	0	2	0	2
	Reinforced Concrete Workers, Nec	14	0	14	0	0	0	14	0	14
	Rigger	0	0	0	19	0	19	19	0	19
	Rigger/Khalasi	0	0	0	29	0	29	29	0	29
	Rigger / Khalasi Gr 2	0	0	0	1	0	1	1	0	1
	Rigger Construction	5	0	5	0	0	0	5	0	5
	Rigger Grade 1	0	0	0	6	0	6	6	0	6
	Rigger Grade 2	0	0	0	17	0	17	17	0	17
	Rigger, General	5	0	5	0	0	0	5	0	5
	Road Grader And Scraper Driver	1	0	1	0	0	0	1	0	1
	Roller Shutter Fixer	22	0	22	0	0	0	22	0	22
	Roof Tiles Plant Operator	9	0	9	0	0	0	9	0	9
	Safety Executive Grade 1	0	0	0	1	0	1	1	0	1
	Safety Officer	0	0	0	1	0	1	1	0	1
	Safety Steward	0	0	0	7	0	7	7	0	7
	Safety Supervisor	5	0	5	0	0	0	5	0	5
	Safety Technician	2	0	2	0	0	0	2	0	2
	Sailor	0	0	0	4	0	4	4	0	4
	Scada Systems Manager	0	0	0	1	0	1	1	0	1
	Scaffolder	37	0	37	0	0	0	37	0	37
	Sculptor	3	0	3	0	0	0	3	0	3
	Sculptors, Painters And Related Workers, Nec	1	0	1	0	0	0	1	0	1
	Secretary	0	0	0	1	0	1	1	0	1
	Security Grade 2	0	0	0	2	0	2	2	0	2
	Security Guard	0	0	0	1	0	1	1	0	1

Table 38 (Cont'd)- Number of valid work permits and certificates of exemption by industrial group, occupation &amp; sex, as at end of July 2023

Industrial Group	Occupation	Valid Work Permits			Certificates of Exemption			Grand Total		
		Male	Female	Both sexes	Male	Female	Both sexes	Male	Female	Both sexes
Construction (cont'd)	Senior Chargehand	0	0	0	1	0	1	1	0	1
	Senior Chargehand (Plant & Machinery)	0	0	0	1	0	1	1	0	1
	Senior Draughtsman (Elec)	0	0	0	1	0	1	1	0	1
	Senior Engineer (Systems)	0	0	0	1	0	1	1	0	1
	Senior Manager (Civil)	0	0	0	1	0	1	1	0	1
	Senior Officer	0	0	0	4	0	4	4	0	4
	Senior Officer (Civil)	0	0	0	1	0	1	1	0	1
	Senior Surveyor	0	0	0	1	0	1	1	0	1
	Senior Technical Officer	0	0	0	1	0	1	1	0	1
	Sheet-Metal Worker, General	16	0	16	0	0	0	16	0	16
	Site Agent Electrical	1	0	1	0	0	0	1	0	1
	Site Engineer	0	0	0	2	0	2	2	0	2
	Site In Charge	0	0	0	1	0	1	1	0	1
	Site In Charge Grade 1	0	0	0	1	0	1	1	0	1
	Site Manager	3	0	3	15	0	15	18	0	18
	Site Supervisor	22	0	22	0	0	0	22	0	22
	Site Technician	13	0	13	0	0	0	13	0	13
	Skid Steer Loader (Bobcat)	1	0	1	0	0	0	1	0	1
	Skilled Worker	0	0	0	19	0	19	19	0	19
	Skilled Worker Grade 2	0	0	0	44	0	44	44	0	44
	Skimmer Grade 1	0	0	0	40	0	40	40	0	40
	Skipper	0	0	0	2	0	2	2	0	2
	Spa Therapist	0	1	1	0	0	0	0	1	1
	Splicer	0	0	0	2	0	2	2	0	2
	Sr Engineer	0	0	0	1	0	1	1	0	1
	Sr. Manager (Mech)	0	0	0	1	0	1	1	0	1
	Sr.Dy General Manager	0	0	0	1	0	1	1	0	1
	Station In Charge	0	0	0	1	0	1	1	0	1
	Station Supervisor	0	0	0	1	0	1	1	0	1
	Steel Bender	1	0	1	0	0	0	1	0	1
	Steel Fitter	0	0	0	1	0	1	1	0	1
	Steel Fixer	280	1	281	0	0	0	280	1	281
	Steel Fixer Grade 2	0	0	0	10	0	10	10	0	10
	Stock Controller, Petroleum And Gas Products	2	0	2	0	0	0	2	0	2
	Stone Crusher Operator	1	0	1	0	0	0	1	0	1
	Stonemason, Construction	62	0	62	0	0	0	62	0	62
	Stone-Treating Plant Operators, Nec	7	0	7	0	0	0	7	0	7
	Store Assistant	0	0	0	3	0	3	3	0	3
	Store Clerk	0	0	0	5	0	5	5	0	5
	Store Incharge	0	0	0	1	0	1	1	0	1
	Storekeeper	1	0	1	2	0	2	3	0	3
	Stores Officer	2	0	2	0	0	0	2	0	2
	Structural Steel Operator	1	0	1	0	0	0	1	0	1
	Structural-Metal Erector	3	0	3	0	0	0	3	0	3
	Structural-Steel Worker, Workshop	5	0	5	0	0	0	5	0	5
	Sub-Contractor	0	0	0	5	0	5	5	0	5
	Supervisor	1	0	1	47	0	47	48	0	48
	Supervisor (Civil)	0	0	0	5	0	5	5	0	5
	Supervisor - Marine	0	0	0	1	0	1	1	0	1
	Supervisor (Electrical)	0	0	0	1	0	1	1	0	1
	Supervisor And Foreman , Welding And Flame Cutting	1	0	1	0	0	0	1	0	1
	Supervisor And Foreman, Bricklaying	2	0	2	0	0	0	2	0	2
	Supervisor And Foreman, Building Construction	41	0	41	0	0	0	41	0	41
	Supervisor And Foreman, Quarrying	1	0	1	0	0	0	1	0	1
	Supervisor And Foreman, Reinforced Concrete Working	7	0	7	0	0	0	7	0	7
	Supervisor And Foreman, Road Construction	5	0	5	0	0	0	5	0	5
	Supervisor Grade 2	0	0	0	1	0	1	1	0	1
	Supervisor Procurement	0	0	0	1	0	1	1	0	1
	Supervisor, Construction Labourers	10	0	10	0	0	0	10	0	10
	Supervisor/Painter	0	0	0	1	0	1	1	0	1
	Supervisors, Foremen And Related Workers In Building									
	Construction, Nec	1	0	1	0	0	0	1	0	1
	Support Staff	0	0	0	1	0	1	1	0	1
	Survey Assistant	0	0	0	1	0	1	1	0	1
	Survey Supervisor	0	0	0	1	0	1	1	0	1
	Surveyor	0	0	0	3	0	3	3	0	3
	Surveyor, General	1	0	1	0	0	0	1	0	1
	Sweeper	0	0	0	1	0	1	1	0	1
	Sweeper - Cleaner	0	0	0	32	0	32	32	0	32
	Techician Grade 2	0	0	0	1	0	1	1	0	1
	Technical Assistant	3	0	3	0	0	0	3	0	3
	Technical Consultant	0	0	0	1	0	1	1	0	1
	Technical Consultant - Bd	0	0	0	2	0	2	2	0	2
	Technical Consultant - Isa	0	0	0	3	0	3	3	0	3
	Technician	2	0	2	30	0	30	32	0	32
	Technician (Civil)	0	0	0	8	0	8	8	0	8
	Technician (Electrical)	0	0	0	9	0	9	9	0	9
	Technician (Mechanical)	0	0	0	1	0	1	1	0	1
	Technician (Medical Gas Piping System)	0	0	0	4	0	4	4	0	4
	Technician Facade Grade 2	0	0	0	9	0	9	9	0	9

Table 38 (Cont'd)- Number of valid work permits and certificates of exemption by industrial group, occupation &amp; sex, as at end of July 2023

Industrial Group	Occupation	Valid Work Permits			Certificates of Exemption			Grand Total		
		Male	Female	Both sexes	Male	Female	Both sexes	Male	Female	Both sexes
Construction (cont'd)	Technician Grade 2	0	0	0	107	0	107	107	0	107
	Technician Hvac	0	0	0	14	0	14	14	0	14
	Technician Plumbing	0	0	0	2	0	2	2	0	2
	Technician Pts	0	0	0	2	0	2	2	0	2
	Terminal Operator, Sugar Plant	1	0	1	0	0	0	1	0	1
	Test Engineer (Ip)	0	0	0	1	0	1	1	0	1
	Test Supervisor	0	0	0	2	0	2	2	0	2
	Tile Setter	156	0	156	0	0	0	156	0	156
	Tiler Grade I	0	0	0	8	0	8	8	0	8
	Tiles Layer	5	0	5	0	0	0	5	0	5
	Time Office Assistant	0	0	0	1	0	1	1	0	1
	Time Office Clerk	0	0	0	5	0	5	5	0	5
	Tower Crane Operator	0	0	0	1	0	1	1	0	1
	Track Tractor/Caterpillar Driver	2	0	2	0	0	0	2	0	2
	Track Workman	0	0	0	5	0	5	5	0	5
	Track Workman Grade 1	0	0	0	2	0	2	2	0	2
	Trackworkman Grade 2	0	0	0	36	0	36	36	0	36
	Train Captain	0	0	0	1	0	1	1	0	1
	Trainee Engineer (Civil)	1	0	1	0	0	0	1	0	1
	Trainer, Automobile Mechanic	3	0	3	0	0	0	3	0	3
	Trainer, Secretarial And Administration	1	0	1	0	0	0	1	0	1
	Turner/Fitter	2	0	2	0	0	0	2	0	2
	Unskilled Worker	0	0	0	163	0	163	163	0	163
	Unskilled Worker Grade 2	0	0	0	202	0	202	202	0	202
	Vice President	0	0	0	1	0	1	1	0	1
	"Volontaire International En Entreprise (Vie)"	0	0	0	1	0	1	1	0	1
	Water Proofer	3	0	3	0	0	0	3	0	3
	Waterproofing Applicator Operator	5	0	5	0	0	0	5	0	5
	Water-Treatment Plant Operator	1	0	1	0	0	0	1	0	1
	Welder	7	0	7	6	0	6	13	0	13
	Welder Grade I	0	0	0	3	0	3	3	0	3
	Welder Grade 2	0	0	0	18	0	18	18	0	18
	Welder, Mig	52	0	52	0	0	0	52	0	52
	Welder, Resistance	2	0	2	0	0	0	2	0	2
	Welder/Turner	3	0	3	0	0	0	3	0	3
	Welders And Flame-Cutters, Nec	15	0	15	0	0	0	15	0	15
	Wood Products Machine Operators, Nec	3	0	3	0	0	0	3	0	3
	Wood-Working-Machine Operator, General	1	0	1	0	0	0	1	0	1
	Working Proprietor, Metal Works & Fabrication	5	0	5	0	0	0	5	0	5
	Works Manager	1	0	1	0	0	0	1	0	1
	<b>Sub Total</b>	<b>5704</b>	<b>17</b>	<b>5721</b>	<b>4766</b>	<b>1</b>	<b>4767</b>	<b>10470</b>	<b>18</b>	<b>10488</b>
Wholesale and Retail Trade, Repair of Motor Vehicles, Motorcycles and Personal and Household Goods	Agent, Public Performance	0	1	1	0	0	0	0	1	1
	Air Conditioner Installer	2	0	2	0	0	0	2	0	2
	Aluminium Fabricator	15	0	15	0	0	0	15	0	15
	Apprentice Mechanic, Automobile	4	0	4	0	0	0	4	0	4
	Apprentice Painter	2	0	2	0	0	0	2	0	2
	Apprentice, Air Conditioning And Refrigeration	3	0	3	0	0	0	3	0	3
	Artist, Model	1	0	1	0	0	0	1	0	1
	Assembler Oven (Gas And Electric)	9	0	9	0	0	0	9	0	9
	Assembler, Furniture, Wooden	7	0	7	0	0	0	7	0	7
	Assembler, Micro Electronic Equipment	2	0	2	0	0	0	2	0	2
	Assembler, Woodworking Machinery	6	0	6	0	0	0	6	0	6
	Automobile Engineering Technician	4	0	4	0	0	0	4	0	4
	Automobile Mechanic	1	0	1	0	0	0	1	0	1
	Automobile Mechanic, Diesel	5	0	5	0	0	0	5	0	5
	Automobile Mechanic, Petrol	3	0	3	0	0	0	3	0	3
	Automobile Mechanic, Petrol And Diesel	22	0	22	0	0	0	22	0	22
	Automobile Technician(Gas Conversion Kit)	2	0	2	0	0	0	2	0	2
	Baker, General	22	0	22	0	0	0	22	0	22
	Bakers, Pastry Cooks And Confectionery And Snack Makers, Nec	1	0	1	0	0	0	1	0	1
	Barbender	8	0	8	0	0	0	8	0	8
	Beef/Cattle Farm Worker, (Unskilled)/Labourer	1	0	1	0	0	0	1	0	1
	Biomedical Technician	3	0	3	0	0	0	3	0	3
	Boiler Plant Operator, Steam	2	0	2	0	0	0	2	0	2
	Bookkeeping Machine Operators	2	0	2	0	0	0	2	0	2
	Brigadier	2	0	2	0	0	0	2	0	2
	Cabinet Maker	84	0	84	0	0	0	84	0	84
	Calculating Machine Operators	6	0	6	0	0	0	6	0	6
	Call Centre Operator	2	0	2	0	0	0	2	0	2
	Carer	4	0	4	0	0	0	4	0	4
	Carpenter, General	41	0	41	0	0	0	41	0	41
	Cleaner, Car And Bus	3	0	3	0	0	0	3	0	3
	Cook, Hotel/Restaurant	16	0	16	0	0	0	16	0	16
	Cook, Indian Cuisine	10	0	10	0	0	0	10	0	10
	Cook, Mauritian/Creole Cuisine	1	0	1	0	0	0	1	0	1
	Cooks, Nec	4	0	4	0	0	0	4	0	4
	Coordinator	0	1	1	0	0	0	0	1	1
	Decorator, Interior	1	0	1	0	0	0	1	0	1
	Department Manager, Wholesale Trade	1	0	1	0	0	0	1	0	1
	Organisation (Private Sector)	1	0	1	0	0	0	1	0	1

Table 38 (Cont'd)- Number of valid work permits and certificates of exemption by industrial group, occupation &amp; sex, as at end of July 2023

Industrial Group	Occupation	Valid Work Permits			Certificates of Exemption			Grand Total		
		Male	Female	Both sexes	Male	Female	Both sexes	Male	Female	Both sexes
Wholesale and Retail Trade, Repair of Motor Vehicles, Motorcycles and Personal and Household Goods (cont'd)	Directors/Chief Executives, Nec	2	0	2	0	0	0	2	0	2
	Edge Banding Machine Setter Operator, Panel	3	0	3	0	0	0	3	0	3
	Electric & Mig Welder	1	0	1	0	0	0	1	0	1
	Electrical Engineering Technician	2	0	2	0	0	0	2	0	2
	Electrical Engineering Technician General	6	0	6	0	0	0	6	0	6
	Electrician, General	11	0	11	0	0	0	11	0	11
	Electrician, Motor Vehicle	2	0	2	0	0	0	2	0	2
	Electronic Engineer	1	0	1	0	0	0	1	0	1
	Electronicien	1	0	1	0	0	0	1	0	1
	Electronics Engineering Technician, General	2	0	2	0	0	0	2	0	2
	Electronics Fitter, General	2	0	2	0	0	0	2	0	2
	Electronics Mechanic	5	0	5	0	0	0	5	0	5
	Embroiderer	3	0	3	0	0	0	3	0	3
	Embroiderer, Hand	2	0	2	0	0	0	2	0	2
	Engineer, Automotive/Automobile	4	0	4	0	0	0	4	0	4
	Engineer, Electrical And Electronics	1	0	1	0	0	0	1	0	1
	Excavating Machine Operator	5	0	5	0	0	0	5	0	5
	Excavator Loader On P Types	5	0	5	0	0	0	5	0	5
	Excavator Operator	1	0	1	0	0	0	1	0	1
	Executive Pastry Chef	4	0	4	0	0	0	4	0	4
	Farm Hands And Labourers, Nec	6	0	6	0	0	0	6	0	6
	Fast Food Operators	9	0	9	0	0	0	9	0	9
	Blending	4	0	4	0	0	0	4	0	4
	Fibre Glass Maker	1	0	1	0	0	0	1	0	1
	Fibre Glass Worker, General	2	0	2	0	0	0	2	0	2
	Field Crop Farmer, General	2	0	2	0	0	0	2	0	2
	Field Technician	0	0	0	1	0	1	1	0	1
	Finishing Operator	0	1	1	0	0	0	0	1	1
	Fish Cutter	11	0	11	0	0	0	11	0	11
	Fitter, Electrical Refrigeration And Airconditioning	5	0	5	0	0	0	5	0	5
	Fitter, Machine Tool	1	0	1	0	0	0	1	0	1
	Floor Layers And Tile Setters, Nec	3	0	3	0	0	0	3	0	3
	Food Grader	10	0	10	0	0	0	10	0	10
	Fork-Lift Truck Operator	5	0	5	0	0	0	5	0	5
	Frigorist	28	0	28	0	0	0	28	0	28
	Fruit And Vegetable Canner	1	0	1	0	0	0	1	0	1
	Fruit And Vegetable Preserver	1	0	1	0	0	0	1	0	1
	Gardener, Hydroponic	4	0	4	0	0	0	4	0	4
	Gas And Electric Welder, General	13	0	13	0	0	0	13	0	13
	Gas Welder	4	0	4	0	0	0	4	0	4
	Glass Blower	2	0	2	0	0	0	2	0	2
	Glass Cutter	20	0	20	0	0	0	20	0	20
	Glass Worker, General	1	0	1	0	0	0	1	0	1
	Glue Bonding Machine Setter Operator, Panel	1	0	1	0	0	0	1	0	1
	Granite Cutter And Polisher	8	0	8	0	0	0	8	0	8
	Granite Cutter And Polisher Grade 2	1	0	1	0	0	0	1	0	1
	Granite Technician	2	0	2	0	0	0	2	0	2
	Green House And Budding Operator	13	0	13	0	0	0	13	0	13
	Handicraft Worker, Garments	3	0	3	0	0	0	3	0	3
	Heating, Ventilation And Refrigeration Engineering Technician	6	0	6	0	0	0	6	0	6
	Housemaid	7	3	10	0	0	0	7	3	10
	Hybrid Car Technical	2	0	2	0	0	0	2	0	2
	Indian Chef	0	1	1	0	0	0	0	1	1
	Indian Sweet Maker	2	0	2	0	0	0	2	0	2
	Insulator, Refrigeration And Airconditioning	1	0	1	0	0	0	1	0	1
	Jeweller, General	18	0	18	0	0	0	18	0	18
	Jewellery Engraver And Enameller	1	0	1	0	0	0	1	0	1
	Jig And Gauge Maker	1	0	1	0	0	0	1	0	1
	Knitter, Garments, Hand	1	0	1	0	0	0	1	0	1
	Knitting Machine Operator, Garment	1	0	1	0	0	0	1	0	1
	Laboratory Technician, Chemical Laboratory	1	0	1	0	0	0	1	0	1
	Loom Fixer	1	0	1	0	0	0	1	0	1
	Machine Operator Paint Manufacturing	1	0	1	0	0	0	1	0	1
	Machine Operator, Bakery Products	161	1	162	0	0	0	161	1	162
	Machine Operator, Colour Film Developing	48	0	48	0	0	0	48	0	48
	Machine Operator, Coremaking, Metal	1	0	1	0	0	0	1	0	1
	Machine Operator, Embroidery	5	0	5	0	0	0	5	0	5
	Machine Operator, Fish Processing	5	0	5	0	0	0	5	0	5
	Machine Operator, Foodstuffs Dehydrating	3	0	3	0	0	0	3	0	3
	Machine Operator, Furniture Production	3	1	4	0	0	0	3	1	4
	Machine Operator, General, Sugar Production	14	0	14	0	0	0	14	0	14
	Machine Operator, Meat And Fish Preserving	8	0	8	0	0	0	8	0	8
	Machine Operator, Meat Processing	5	0	5	0	0	0	5	0	5
	Machine Operator, Metal Welding	1	0	1	0	0	0	1	0	1
	Machine Operator, Packing	237	4	241	0	0	0	237	4	241
	Machine Operator, Pasta Production	1	0	1	0	0	0	1	0	1
	Machine Operator, Plastic Products Fabrication	2	0	2	0	0	0	2	0	2
	Machine Operator, Printing General	2	0	2	0	0	0	2	0	2

Table 38 (Cont'd)- Number of valid work permits and certificates of exemption by industrial group, occupation &amp; sex, as at end of July 2023

Industrial Group	Occupation	Valid Work Permits			Certificates of Exemption			Grand Total		
		Male	Female	Both sexes	Male	Female	Both sexes	Male	Female	Both sexes
Wholesale and Retail Trade, Repair of Motor Vehicles, Motorcycles and Personal and Household Goods (cont'd)	Machine Operator, Processing, Fruit, Vegetable And Nut	4	0	4	0	0	0	4	0	4
	Machine Operator, Sewing	133	0	133	0	0	0	133	0	133
	Machine Operator, Spice Milling	1	0	1	0	0	0	1	0	1
	Machine Operator, Textile Water-Proofing	7	0	7	0	0	0	7	0	7
	Machine Operator, Vegetable & Fruit Canning	1	0	1	0	0	0	1	0	1
	Operator, Vegetable Freezing	11	0	11	0	0	0	11	0	11
	Machine Operator, Wood Products	4	0	4	0	0	0	4	0	4
	Machinery Assembler, General	1	0	1	0	0	0	1	0	1
	Machine-Tool Setters And Setter-Operators, Nec	3	0	3	0	0	0	3	0	3
	Maid, Linen	0	1	1	0	0	0	0	1	1
	Maintenance Executive Manager	1	0	1	0	0	0	1	0	1
	Manager Office Non-Government	1	0	1	0	0	0	1	0	1
	Manager, Cold Storage	11	0	11	0	0	0	11	0	11
	Manager, Pest Control	1	0	1	0	0	0	1	0	1
	Managing Supervisor, Small Civil Works Repair	1	0	1	0	0	0	1	0	1
	Marketing Officer	0	1	1	0	0	0	0	1	1
	Mason, General	10	0	10	0	0	0	10	0	10
	Materials Testing Technician, Civil	1	0	1	0	0	0	1	0	1
	Meat Cutter	8	0	8	0	0	0	8	0	8
	Meat-And Fish- Processing Machine Operators, Nec	5	0	5	0	0	0	5	0	5
	Mechanic, Electrical	5	0	5	0	0	0	5	0	5
	Mechanic, Heavy Vehicle	7	0	7	0	0	0	7	0	7
	Mechanical Engineer, General	2	0	2	0	0	0	2	0	2
	Mechanical Engineer, Motors And Engines (Except Marine)	4	0	4	0	0	0	4	0	4
	Merchandiser Manager	0	1	1	0	0	0	0	1	1
	Metal Furnace Operator	1	0	1	0	0	0	1	0	1
	Metal Moulders And Coremakers, Nec	1	0	1	0	0	0	1	0	1
	Metal Scrap Processor	4	0	4	0	0	0	4	0	4
	Metal Wheel Grinders, Polishers And Tool Sharpeners, Nec	3	0	3	0	0	0	3	0	3
	Metal Working Machine Setter Operator, General	1	1	2	0	0	0	1	1	2
	Metallurgist, General	2	0	2	0	0	0	2	0	2
	Miller-Grinder, Chemical And Related Processes	1	0	1	0	0	0	1	0	1
	Milling-Machine, Setter-Operator	1	0	1	0	0	0	1	0	1
	Mixer, Bread, Dough	3	0	3	0	0	0	3	0	3
	Motor Vehicle Mechanics And Repairers, Nec	10	0	10	0	0	0	10	0	10
	Motor-Cycle Mechanic, Petrol And Diesel	1	0	1	0	0	0	1	0	1
	Mould Maker, Pottery And Porcelain	1	0	1	0	0	0	1	0	1
	Operations Manager	1	0	1	0	0	0	1	0	1
	Operator, Fertiliser Plant	10	0	10	0	0	0	10	0	10
	Nec	12	0	12	0	0	0	12	0	12
	Other Stationary Machine Operators And Assemblers, Nec	4	0	4	0	0	0	4	0	4
	Packer, Hand	24	0	24	0	0	0	24	0	24
	Painter, Artist	9	0	9	0	0	0	9	0	9
	Painter, Vehicle	6	0	6	0	0	0	6	0	6
	Painters, Decorators And Paperhangers, Nec	1	0	1	0	0	0	1	0	1
	Panel Beater	1	0	1	0	0	0	1	0	1
	Pastry Maker	100	1	101	0	0	0	100	1	101
	Pastry Operator	1	0	1	0	0	0	1	0	1
	Pesticides Handler	2	0	2	0	0	0	2	0	2
	Pickler, Fruit And Vegetable	5	0	5	0	0	0	5	0	5
	Pipe Fitter, General	1	0	1	0	0	0	1	0	1
	Planning Machine Operator	3	0	3	0	0	0	3	0	3
	Plant Operator Fertilizer, Manufacturing	4	0	4	0	0	0	4	0	4
	Plasterer, General	2	0	2	0	0	0	2	0	2
	Plumber, General	5	0	5	0	0	0	5	0	5
	Plumbers And Pipe Fitters, Nec	1	0	1	0	0	0	1	0	1
	Precision Sawyer, Sawing Machine Setter Operator Panel	1	0	1	0	0	0	1	0	1
	Precision-Grinding-Machine Operator	6	0	6	0	0	0	6	0	6
	Printing Machine Operators, Nec	1	0	1	0	0	0	1	0	1
	Production Clerks, Nec	2	0	2	0	0	0	2	0	2
	Professional Granite Worker	1	0	1	0	0	0	1	0	1
	Pumping Station Operator	4	0	4	0	0	0	4	0	4
	Quality Inspector, Processes	1	0	1	0	0	0	1	0	1
	Mechanic	1	0	1	0	0	0	1	0	1
	Room Attendant	4	0	4	0	0	0	4	0	4
	Sales Manager	1	0	1	0	0	0	1	0	1
	Sawing Machine Setter-Operator, Panel	3	0	3	0	0	0	3	0	3
	Senior Project Lead	0	0	0	1	0	1	1	0	1
	Senior Project Manager	0	0	0	1	0	1	1	0	1
	Shop Assistant	1	0	1	0	0	0	1	0	1
	Spice Grinder, Hand	7	0	7	0	0	0	7	0	7
	Steel Fixer	2	0	2	0	0	0	2	0	2
	Storekeeper	1	0	1	0	0	0	1	0	1
	Sugar Factories Helpers/Labourers	1	0	1	0	0	0	1	0	1
	Supervisor And Foreman, Food And Beverage Processing 7-00.65	1	0	1	0	0	0	1	0	1
	Supervisor And Foreman, Textile Manufacturing	1	0	1	0	0	0	1	0	1
	Supervisor, Machine Operations, Panels	1	0	1	0	0	0	1	0	1
	Supervisor, Panel Checking	5	0	5	0	0	0	5	0	5
	Unskilled Labourers, Nec	19	0	19	0	0	0	19	0	19

Table 38 (Cont'd)- Number of valid work permits and certificates of exemption by industrial group, occupation &amp; sex, as at end of July 2023

Industrial Group	Occupation	Valid Work Permits			Certificates of Exemption			Grand Total		
		Male	Female	Both sexes	Male	Female	Both sexes	Male	Female	Both sexes
Wholesale and Retail Trade, Repair of Motor Vehicles, Motorcycles and Personal and Household Goods (cont'd)	Tailor, General	1	0	1	0	0	0	1	0	1
	Technical Manager	1	0	1	0	0	0	1	0	1
	Technician	1	0	1	0	0	0	1	0	1
	Technician Meteorology	1	0	1	0	0	0	1	0	1
	Technician, Telephones	3	0	3	0	0	0	3	0	3
	Technologist, Food And Drink	2	0	2	0	0	0	2	0	2
	Telecommunication Technician	1	0	1	0	0	0	1	0	1
	Terminal Operator, Sugar Plant	2	0	2	0	0	0	2	0	2
	Textile Painter	3	0	3	0	0	0	3	0	3
	Toiletry Products Machine Operator	4	0	4	0	0	0	4	0	4
	Trainee Director	1	0	1	0	0	0	1	0	1
	Trainer, Automobile Mechanic	8	0	8	0	0	0	8	0	8
	Turner/Fitter	2	0	2	0	0	0	2	0	2
	Tyre Rebuilder, Machine	1	0	1	0	0	0	1	0	1
	Tyreman	2	0	2	0	0	0	2	0	2
	Upholsterer, Furniture	4	0	4	0	0	0	4	0	4
	Upholsterer, General	28	0	28	0	0	0	28	0	28
	Upholsterer, Vehicles	5	0	5	0	0	0	5	0	5
	Vegetable Farm Worker, (Unskilled)/Labourer	1	0	1	0	0	0	1	0	1
	Vegetable Farmer	1	0	1	0	0	0	1	0	1
	Vehicle Sheet Metal Worker	1	0	1	0	0	0	1	0	1
	Watch And Clock Assembler	1	0	1	0	0	0	1	0	1
	Watch And Clock Repairer	1	0	1	0	0	0	1	0	1
	Waterproofing Applicator Operator	1	0	1	0	0	0	1	0	1
	Weaver, Carpet, Hand	1	0	1	0	0	0	1	0	1
	Website Developers And Designers, Nec	1	0	1	0	0	0	1	0	1
	Welder, Mig	12	0	12	0	0	0	12	0	12
	Welder, Thermite	2	0	2	0	0	0	2	0	2
	Welders And Flame-Cutters, Nec	4	0	4	0	0	0	4	0	4
	Wood Carver;Hand	5	0	5	0	0	0	5	0	5
	Wood Products Machine Operators, Nec	6	0	6	0	0	0	6	0	6
	Wooden Furniture Finisher	12	0	12	0	0	0	12	0	12
	Wood-Working-Machine Operator, General	1	0	1	0	0	0	1	0	1
	Hotel	1	0	1	0	0	0	1	0	1
	<b>Sub Total</b>	<b>1694</b>	<b>18</b>	<b>1712</b>	<b>3</b>	<b>0</b>	<b>3</b>	<b>1697</b>	<b>18</b>	<b>1715</b>
Transport, Storage and Communications	Apprentice Electrician	1	0	1	0	0	0	1	0	1
	Apprentice, Coach Builder, Wooden	3	0	3	0	0	0	3	0	3
	Automobile Engineering Technician	1	0	1	0	0	0	1	0	1
	Automobile Mechanic, Diesel	2	0	2	0	0	0	2	0	2
	Automobile Mechanic, Petrol	1	0	1	0	0	0	1	0	1
	Automobile Mechanic, Petrol And Diesel	6	0	6	0	0	0	6	0	6
	Cable Jointer	1	0	1	0	0	0	1	0	1
	Cable Worker, Electric Power, Underground Cables	5	0	5	0	0	0	5	0	5
	Call Centre Operator	83	109	192	0	0	0	83	109	192
	Chief Engineer	0	0	0	1	0	1	1	0	1
	Coach Builder	1	0	1	0	0	0	1	0	1
	Commercial Artist	1	0	1	0	0	0	1	0	1
	Cook, Indian Cuisine	5	0	5	0	0	0	5	0	5
	Directors/Chief Executives, Nec	1	0	1	0	0	0	1	0	1
	Edge Banding Machine Setter Operator, Panel	1	0	1	0	0	0	1	0	1
	Electric Cable Jointer	3	0	3	0	0	0	3	0	3
	Electric Power Lineman	1	0	1	0	0	0	1	0	1
	Electric Welder	2	0	2	0	0	0	2	0	2
	Electrical Fitter, General	1	0	1	0	0	0	1	0	1
	Electrician, General	3	0	3	0	0	0	3	0	3
	Engineer, Automotive/Automobile	3	0	3	0	0	0	3	0	3
	Excavator Loader On P Types	1	0	1	0	0	0	1	0	1
	Fish Cutter	1	0	1	0	0	0	1	0	1
	Freight Handlers, Nec	1	0	1	0	0	0	1	0	1
	Gas And Electric Welder, General	2	0	2	0	0	0	2	0	2
	Gas Welder	1	0	1	0	0	0	1	0	1
	Graphic Artist	1	0	1	0	0	0	1	0	1
	Housemaid	1	0	1	0	0	0	1	0	1
	Lathe Operator	1	0	1	0	0	0	1	0	1
	Lorry Driver, Heavy	1	0	1	0	0	0	1	0	1
	Machine Operator, Splicing, Cable And Rope	1	0	1	0	0	0	1	0	1
	Mechanic, Heavy Vehicle	1	0	1	0	0	0	1	0	1
	Metal Finishing, Plating And Coating Machine Operators, Nec	3	0	3	0	0	0	3	0	3
	Metal Roofer	7	0	7	0	0	0	7	0	7
	Oil Spill Responder (Osr)	0	0	0	1	0	1	1	0	1
	Other Optical And Electronic Equipment Operators, Nec	1	0	1	0	0	0	1	0	1
	Painter, Vehicle	2	0	2	0	0	0	2	0	2
	Panel Beater	1	0	1	0	0	0	1	0	1
	Pipe Fitter, General	2	0	2	0	0	0	2	0	2
	Poultry Farm Skilled Worker	2	0	2	0	0	0	2	0	2
	Poultry Farm Worker (Unskilled)	2	0	2	0	0	0	2	0	2

Table 38 (Cont'd)- Number of valid work permits and certificates of exemption by industrial group, occupation &amp; sex, as at end of July 2023

Industrial Group	Occupation	Valid Work Permits			Certificates of Exemption			Grand Total		
		Male	Female	Both sexes	Male	Female	Both sexes	Male	Female	Both sexes
Transport, Storage and Communications (cont'd)	Poultry Farmer	1	0	1	0	0	0	1	0	1
	Rigger, General	7	0	7	0	0	0	7	0	7
	Riggers And Cable Splicers, Nec	1	0	1	0	0	0	1	0	1
	Sales Executive	0	1	1	0	0	0	0	1	1
	Sales Manager	1	1	2	0	0	0	1	1	2
	Shipping Transport Handler	1	0	1	0	0	0	1	0	1
	Site Manager	1	0	1	0	0	0	1	0	1
	Skipper	0	0	0	1	0	1	1	0	1
	Supervisor, Call Centre	17	54	71	0	0	0	17	54	71
	Supervisor, Machine Operations, Panels	2	0	2	0	0	0	2	0	2
	Supervisor, Panel Checking	1	0	1	0	0	0	1	0	1
	Supervisor, Shipping Transport Labourers	1	0	1	0	0	0	1	0	1
	Technical And Mechanical Officer	2	0	2	0	0	0	2	0	2
	Telecommunication Technician	8	0	8	0	0	0	8	0	8
	Tourist Officer	0	1	1	0	0	0	0	1	1
	Trainer, Automobile Mechanic	7	0	7	0	0	0	7	0	7
	Translator	2	0	2	0	0	0	2	0	2
	Turner/Fitter	1	0	1	0	0	0	1	0	1
	Volontaire De Solidarite Internationale (Vsi)	0	0	0	1	0	1	1	0	1
	Warehouse Operator	1	0	1	0	0	0	1	0	1
	Welder, Mig	4	0	4	0	0	0	4	0	4
	Wireless Operator	1	0	1	0	0	0	1	0	1
	<b>Sub Total</b>	<b>216</b>	<b>166</b>	<b>382</b>	<b>4</b>	<b>0</b>	<b>4</b>	<b>220</b>	<b>166</b>	<b>386</b>
Hotels and Restaurants	Air Conditioner Installer	1	0	1	0	0	0	1	0	1
	Animateur, Hotel	1	0	1	0	0	0	1	0	1
	Apprentice, Air Conditioning And Refrigeration	1	0	1	0	0	0	1	0	1
	Assistant Cook	1	0	1	0	0	0	1	0	1
	Audio-Visual And Teaching Aid Specialist	1	0	1	0	0	0	1	0	1
	Ayurvedic Therapist	2	0	2	0	0	0	2	0	2
	Baker, General	2	0	2	0	0	0	2	0	2
	Nec	1	0	1	0	0	0	1	0	1
	Bar Manager	2	1	3	0	0	0	2	1	3
	Bartender	1	0	1	0	0	0	1	0	1
	Butcher, General	1	0	1	0	0	0	1	0	1
	Butler	6	0	6	0	0	0	6	0	6
	Cabinet Maker	6	0	6	0	0	0	6	0	6
	Carer	1	2	3	0	0	0	1	2	3
	Carpenter, General	11	0	11	0	0	0	11	0	11
	Chef	1	0	1	0	0	0	1	0	1
	Chief Steward/Stewardess, Ship	3	0	3	0	0	0	3	0	3
	Children Hostess (MinlClub)	0	3	3	0	0	0	0	3	3
	Club Host	0	1	1	0	0	0	0	1	1
	Commis Kitchen	7	0	7	0	0	0	7	0	7
	Construction Carpenter	1	0	1	0	0	0	1	0	1
	Cook	8	0	8	0	0	0	8	0	8
	Cook, Chinese Cuisine	9	2	11	0	0	0	9	2	11
	Cook, French Cuisine	4	0	4	0	0	0	4	0	4
	Cook, Hotel/Restaurant	113	4	117	0	0	0	113	4	117
	Cook, Indian Cuisine	112	0	112	0	0	0	112	0	112
	Cook, Mauritian/Creole Cuisine	0	1	1	0	0	0	0	1	1
	Cook, Thai Cuisine	1	0	1	0	0	0	1	0	1
	Cooks, Nec	15	0	15	0	0	0	15	0	15
	Customer And Operation Coordinator	1	0	1	0	0	0	1	0	1
	Directors/Chief Executives, Nec	1	0	1	0	0	0	1	0	1
	Dosa Cook	2	0	2	0	0	0	2	0	2
	Electrical Technician Trainee	1	0	1	0	0	0	1	0	1
	Electrician, General	2	0	2	0	0	0	2	0	2
	Entertainment Manager	0	3	3	0	0	0	0	3	3
	Executive (Head) Cook	1	1	2	0	0	0	1	1	2
	Executive Pastry Chef	4	0	4	0	0	0	4	0	4
	Fast Food Operators	3	0	3	0	0	0	3	0	3
	Gas And Electric Welder, General	1	0	1	0	0	0	1	0	1
	General Manager, Hotel	1	0	1	0	0	0	1	0	1
	General Manager, Housing	1	0	1	0	0	0	1	0	1
	Golf Consultant	1	0	1	0	0	0	1	0	1
	Granite Cutter And Polisher	2	0	2	0	0	0	2	0	2
	Guest Relations Officer	0	1	1	0	0	0	0	1	1
	Handyman/Handywoman, Building Maintenance	1	0	1	0	0	0	1	0	1
	Head Cook	41	1	42	0	0	0	41	1	42
	Health And Safety Manager	1	0	1	0	0	0	1	0	1
	Housekeeper, Domestic	1	0	1	0	0	0	1	0	1
	Housekeepers And Related Workers, Institutional Nec	5	0	5	0	0	0	5	0	5
	Housekeeping And Related Service Workers, Domestic, Nec	1	0	1	0	0	0	1	0	1
	Housemaid	1	0	1	0	0	0	1	0	1
	Indian Chef	18	0	18	0	0	0	18	0	18
	Indian Sweet Maker	6	0	6	0	0	0	6	0	6
	Instructor, Swimming	1	0	1	0	0	0	1	0	1
	It Assistant	1	0	1	0	0	0	1	0	1

Table 38 (Cont'd)- Number of valid work permits and certificates of exemption by industrial group, occupation &amp; sex, as at end of July 2023

Industrial Group	Occupation	Valid Work Permits			Certificates of Exemption			Grand Total		
		Male	Female	Both sexes	Male	Female	Both sexes	Male	Female	Both sexes
Hotels and Restaurants (cont'd)	Kitchen And Laundry Technician	1	0	1	0	0	0	1	0	1
	Machine Operator, Bakery Products	1	0	1	0	0	0	1	0	1
	Machine Operator, Colour Film Developing	2	0	2	0	0	0	2	0	2
	Machine Operator, Foodstuffs Dehydrating	3	0	3	0	0	0	3	0	3
	Machine Operator, Packing	8	0	8	0	0	0	8	0	8
	Machine Operator, Sewing	2	0	2	0	0	0	2	0	2
	Manager Restaurant	4	0	4	0	0	0	4	0	4
	Manager Restaurant, Hotel	1	0	1	0	0	0	1	0	1
	Manager, Social Club	1	0	1	0	0	0	1	0	1
	Managing Supersor, Guest House	1	0	1	0	0	0	1	0	1
	Houses, Nec	6	0	6	0	0	0	6	0	6
	Marble Polisher/Specialist	2	0	2	0	0	0	2	0	2
	Marble Setter	1	0	1	0	0	0	1	0	1
	Media Planner	1	0	1	0	0	0	1	0	1
	Musician	1	2	3	0	0	0	1	2	3
	Office Manager, Employers' Organisation	1	1	2	0	0	0	1	1	2
	Office Manager, Political Party	1	0	1	0	0	0	1	0	1
	Operations Manager	0	1	1	0	0	0	0	1	1
	Other Physical Science And Engineering Technicians, Nec	1	0	1	0	0	0	1	0	1
	Pastry Cook	1	0	1	0	0	0	1	0	1
	Pastry Maker	5	0	5	0	0	0	5	0	5
	Pastry Maker/Cook	0	4	4	0	0	0	0	4	4
	Precision Grinding-Machine Setter-Operator	1	0	1	0	0	0	1	0	1
	Public Relations Officer	1	2	3	0	0	0	1	2	3
	Receptionist	2	2	4	0	0	0	2	2	4
	Room Service Manager	3	0	3	0	0	0	3	0	3
	Sailing Instructor	2	0	2	0	0	0	2	0	2
	Salesperson, Telephone	0	1	1	0	0	0	0	1	1
	Sculptor	1	0	1	0	0	0	1	0	1
	Snack Maker	4	0	4	0	0	0	4	0	4
	Sous Chef	14	1	15	0	0	0	14	1	15
	Spa Therapist	1	12	13	0	0	0	1	12	13
	Sports Coach	5	1	6	0	0	0	5	1	6
	Supervisor And Foreman, Machine Packing And Labelling	3	0	3	0	0	0	3	0	3
	Sushi Chef	2	2	4	0	0	0	2	2	4
	Tailor, General	1	0	1	0	0	0	1	0	1
	Tandoor Cook	1	0	1	0	0	0	1	0	1
	Tandoori Specialist	2	0	2	0	0	0	2	0	2
	Team Leader	1	0	1	0	0	0	1	0	1
	Travel Guide	0	1	1	0	0	0	0	1	1
	"Volontaire De Solidarite Internationale (Vsi)"	0	0	0	1	1	0	1	1	1
	Waiter, Waitress General	1	0	1	0	0	0	1	0	1
	Waiter/Waitress	1	1	2	0	0	0	1	1	2
	Working Proprietor, Tailoring Establishment/Boutique	0	1	1	0	0	0	0	1	1
	<b>Sub Total</b>	<b>500</b>	<b>52</b>	<b>552</b>	<b>0</b>	<b>1</b>	<b>1</b>	<b>500</b>	<b>53</b>	<b>553</b>
Information Technology	Cabinet Maker	3	0	3	0	0	0	3	0	3
	Consultant, Business Process Engineering	0	1	1	0	0	0	0	1	1
	Director/Chief Executive, Corporate Organisation (Private Sector)	1	0	1	0	0	0	1	0	1
	Director/Chief Executive, Para Statal Organisation	2	0	2	0	0	0	2	0	2
	Executive Officer	0	1	1	0	0	0	0	1	1
	Finance Consultant	1	0	1	0	0	0	1	0	1
	Handyman/Handywoman, Building Maintenance	2	0	2	0	0	0	2	0	2
	Information Manager	0	1	1	0	0	0	0	1	1
	Ingénieur Concepteur	1	0	1	0	0	0	1	0	1
	Manager Project	1	0	1	0	0	0	1	0	1
	Manager, Communications	0	1	1	0	0	0	0	1	1
	Medical Records Organiser	0	1	1	0	0	0	0	1	1
	Site Technician	1	0	1	0	0	0	1	0	1
	<b>Sub Total</b>	<b>12</b>	<b>5</b>	<b>17</b>	<b>0</b>	<b>0</b>	<b>0</b>	<b>12</b>	<b>5</b>	<b>17</b>
Financial	Administrative Assistant	0	0	0	0	1	1	0	1	1
Intermediation	"Assistant Technique Sur Le Projet Economie Bleue De L'Iora"	0	0	0	1	0	1	1	0	1
	Auditor	0	1	1	0	0	0	0	1	1
	Branch Manager, Bank	5	1	6	0	0	0	5	1	6
	Chief Operating Officer	0	0	0	1	0	1	1	0	1
	Consultant	0	0	0	0	1	1	0	1	1
	Corporate Credit Manager	2	0	2	0	0	0	2	0	2
	Coverage Officer	0	0	0	0	1	1	0	1	1
	Deputy Director	0	0	0	1	0	1	1	0	1
	Deputy Group Managing Director & Compliance And Risk Management	0	0	0	0	1	1	0	1	1
	Deputy Group Md & General Counsel	0	0	0	1	0	1	1	0	1
	Director General(Ad Int.), Tdf/Coverage Executive	0	0	0	0	1	1	0	1	1
	Director, Eastern And Southern African Trade Advisers Limited (Esatal)	0	0	0	1	0	1	1	0	1
	Director/Chief Executive, Corporate Organisation (Private Sector)	2	0	2	0	0	0	2	0	2
	Director/Chief Executive, Para Statal Organisation	2	0	2	0	0	0	2	0	2
	Directors/Chief Executives, Nec	1	0	1	0	0	0	1	0	1



Table 38 (Cont'd)- Number of valid work permits and certificates of exemption by industrial group, occupation &amp; sex, as at end of July 2023

Industrial Group	Occupation	Valid Work Permits			Certificates of Exemption			Grand Total		
		Male	Female	Both sexes	Male	Female	Both sexes	Male	Female	Both sexes
Financial Intermediation (cont'd)	Equity Investment Manager/Co-Lead Asset Management	0	0	0	0	1	1	0	1	1
	Executive Director, Trade Captive Insurance	0	0	0	1	0	1	1	0	1
	Executive, Corporate Affairs And Investors Relations	0	0	0	0	1	1	0	1	1
	Finance Manager	1	1	2	0	0	0	1	1	2
	Fisherman/Deckhand	0	0	0	4	0	4	4	0	4
	Government Tax, And Treasury Officers, Nec	1	0	1	0	0	0	1	0	1
	Group Executive, Corporate Services And Administration	0	0	0	0	1	1	0	1	1
	Head Of Department	1	0	1	0	0	0	1	0	1
	Head, Coverage, Indian Ocean-Lusophone Africa	0	0	0	1	0	1	1	0	1
	Head, Still Room Hands	1	0	1	0	0	0	1	0	1
	Insurance Manager	4	1	5	0	0	0	4	1	5
	Liaison Officer, Duty Free Shop	1	0	1	0	0	0	1	0	1
	Lines And Risk Manager- Betting	1	0	1	0	0	0	1	0	1
	Manager, Communications	1	0	1	0	0	0	1	0	1
	"Nouvelle Coordinatrice Ocean Indien"	0	0	0	0	1	1	0	1	1
	"Nouvelle Directrice"	0	0	0	0	1	1	0	1	1
	Organisation	1	0	1	0	0	0	1	0	1
	Office Manager, Employers' Organisation	2	0	2	0	0	0	2	0	2
	Office Manager, Political Party	1	0	1	0	0	0	1	0	1
	Oiler	0	0	0	1	0	1	1	0	1
	Principal Country Programme	0	0	0	0	1	1	0	1	1
	Risk Advisory	1	0	1	0	0	0	1	0	1
	Senior Advisor, Infrastructure And Public Private Partnerships	0	0	0	1	0	1	1	0	1
	Technical Assistant	0	0	0	1	0	1	1	0	1
	Technical Manager	1	0	1	0	0	0	1	0	1
	Treasury & Corporate Services Officer	0	0	0	0	1	1	0	1	1
	Volontaire International (Vi)	0	0	0	2	2	4	2	2	4
	<b>Sub Total</b>	<b>29</b>	<b>4</b>	<b>33</b>	<b>16</b>	<b>14</b>	<b>30</b>	<b>45</b>	<b>18</b>	<b>63</b>
Real Estate, Renting and Business Activities	Accountants, Nec	1	0	1	0	0	0	1	0	1
	Administrative Manager	0	1	1	0	0	0	0	1	1
	Aluminium Fabricator	1	0	1	0	0	0	1	0	1
	Animal Carer	2	0	2	0	0	0	2	0	2
	Apprentice, Air Conditioning And Refrigeration	5	0	5	0	0	0	5	0	5
	Architect, Landscape	2	0	2	0	0	0	2	0	2
	Baby Sitter	0	1	1	0	0	0	0	1	1
	Cabinet Maker	1	0	1	0	0	0	1	0	1
	Call Centre Operator	0	1	1	0	0	0	0	1	1
	Carpenter, General	3	0	3	0	0	0	3	0	3
	Civil Engineering Technicians, Nec	1	0	1	0	0	0	1	0	1
	Commercial Representative, Sales	0	1	1	0	0	0	0	1	1
	Companies Officer	0	1	1	0	0	0	0	1	1
	Computer Assistants, Nec	1	0	1	0	0	0	1	0	1
	Construction Carpenter	1	0	1	0	0	0	1	0	1
	Constructional Steel Erector	1	0	1	0	0	0	1	0	1
	Cook, Chinese Cuisine	1	0	1	0	0	0	1	0	1
	Cooks, Nec	1	0	1	0	0	0	1	0	1
	Corporate Credit Manager	0	1	1	0	0	0	0	1	1
	Decorator, Interior	1	0	1	0	0	0	1	0	1
	Director/Chief Executive, Corporate Organisation (Private	1	0	1	0	0	0	1	0	1
	Ductman	15	0	15	0	0	0	15	0	15
	Electrical Engineering Technician	2	0	2	0	0	0	2	0	2
	Electrical Engineering Technician General	1	0	1	0	0	0	1	0	1
	Electrical Engineering Technician, High Voltage	2	0	2	0	0	0	2	0	2
	Electrical Engineering Technicians, Nec	1	0	1	0	0	0	1	0	1
	Electrician, General	7	0	7	0	0	0	7	0	7
	Engineer, Aeronautical	3	0	3	0	0	0	3	0	3
	Excavator Loader On P Types	1	0	1	0	0	0	1	0	1
	Executive Officer	1	0	1	0	0	0	1	0	1
	Finance Consultant	1	0	1	0	0	0	1	0	1
	Finance Director	1	0	1	0	0	0	1	0	1
	Fitter, Industrial Machinery, General	1	0	1	0	0	0	1	0	1
	Gas And Electric Welder, General	3	0	3	0	0	0	3	0	3
	Green House And Budding Operator	3	0	3	0	0	0	3	0	3
	Housemaid	0	1	1	0	0	0	0	1	1
	Machine Helper	10	0	10	0	0	0	10	0	10
	Machine Operator, Cellophane Bag Production	1	0	1	0	0	0	1	0	1
	Machine Operator, Colour Film Developing	3	0	3	0	0	0	3	0	3
	Machine Operator, Packing	79	1	80	0	0	0	79	1	80
	Machine Operator, Printing General	2	0	2	0	0	0	2	0	2
	Machine Operator, Sewing	7	0	7	0	0	0	7	0	7
	Maintenance Manager	1	0	1	0	0	0	1	0	1
	Manager Project	0	1	1	0	0	0	0	1	1
	Manager, Communications	0	1	1	0	0	0	0	1	1
	Managing Director, Hotel	0	1	1	0	0	0	0	1	1
	Managing Supervisor, Business Consultancy	1	0	1	0	0	0	1	0	1
	Marketing Manager	0	1	1	0	0	0	0	1	1

Table 38 (Cont'd)- Number of valid work permits and certificates of exemption by industrial group, occupation &amp; sex, as at end of July 2023

Industrial Group	Occupation	Valid Work Permits			Certificates of Exemption			Grand Total		
		Male	Female	Both sexes	Male	Female	Both sexes	Male	Female	Both sexes
Real Estate, Renting and Business Activities (cont'd)	Mason, General	7	0	7	0	0	0	7	0	7
	Metal Working Machine Setter Operator, General	1	0	1	0	0	0	1	0	1
	Other Legal Professionals, Nec	1	0	1	0	0	0	1	0	1
	Other Machinery Mechanics And Fitters, Nec	1	0	1	0	0	0	1	0	1
	Packer, Hand	1	0	1	0	0	0	1	0	1
	Photographer, General	2	0	2	0	0	0	2	0	2
	Pipe Fitter, General	2	0	2	0	0	0	2	0	2
	Plant Maintenance Mechanic	1	0	1	0	0	0	1	0	1
	Plumber, General	15	0	15	0	0	0	15	0	15
	Printing-Machinery Fitter	1	0	1	0	0	0	1	0	1
	Quality Controller, Dairy And Related Food Products	1	0	1	0	0	0	1	0	1
	Quality Controller, Textiles	1	0	1	0	0	0	1	0	1
	Sales Consultant	0	2	2	0	0	0	0	2	2
	Sales Manager	0	1	1	0	0	0	0	1	1
	Sales Representative Technical	0	1	1	0	0	0	0	1	1
	Scaffolder	2	0	2	0	0	0	2	0	2
	Slitting Plant Operator, Iron Sheet	1	0	1	0	0	0	1	0	1
	Structural Metal Preparers And Erectors, Nec	1	0	1	0	0	0	1	0	1
	Supervisor And Foreman, Metal Moulding And Coremaking	1	0	1	0	0	0	1	0	1
	Supervisor, Panel Checking	1	0	1	0	0	0	1	0	1
	Swimming Pool Caretaker	7	0	7	0	0	0	7	0	7
	Technical Service Adviser	0	1	1	0	0	0	0	1	1
	Technician / Programmer	1	0	1	0	0	0	1	0	1
	Technician, Telephones	1	0	1	0	0	0	1	0	1
	Technologist, Printing	2	0	2	0	0	0	2	0	2
	Tent Decorator	8	0	8	0	0	0	8	0	8
	Tent Erector	48	0	48	0	0	0	48	0	48
	Translator	1	0	1	0	0	0	1	0	1
	Waiter/Waitress	1	0	1	0	0	0	1	0	1
	Welder, Mig	1	0	1	0	0	0	1	0	1
	Welders And Flame-Cutters, Nec	6	0	6	0	0	0	6	0	6
	Working Proprietor, Metal Works & Fabrication	1	0	1	0	0	0	1	0	1
	Works Manager	0	1	1	0	0	0	0	1	1
	<b>Sub Total</b>	<b>286</b>	<b>18</b>	<b>304</b>	<b>0</b>	<b>0</b>	<b>0</b>	<b>286</b>	<b>18</b>	<b>304</b>
Administrative and Support	Call Centre Operator	4	15	19	0	0	0	4	15	19
	Packing Operator	1	0	1	0	0	0	1	0	1
	<b>Sub Total</b>	<b>5</b>	<b>15</b>	<b>20</b>	<b>0</b>	<b>0</b>	<b>0</b>	<b>5</b>	<b>15</b>	<b>20</b>
Public	Able Body	0	0	0	2	0	2	2	0	2
Administration and Defence;	Adviser, Breast Surgery	0	0	0	1	0	1	1	0	1
	Chief Engineer	0	0	0	2	0	2	2	0	2
	Chief Engineer Officer	0	0	0	1	0	1	1	0	1
Compulsory Social Security	Chief General Manager	0	0	0	1	0	1	1	0	1
	Chief Staff Officer (Tech And Training)	0	0	0	1	0	1	1	0	1
	Chief Staff Officer(Operations)	0	0	0	1	0	1	1	0	1
	Chinese Volunteer Teacher	0	0	0	2	16	18	2	16	18
	Commandant	0	0	0	1	0	1	1	0	1
	Commander	0	0	0	1	0	1	1	0	1
	Commander (Jg)	0	0	0	1	0	1	1	0	1
	Commanding Officer	0	0	0	1	0	1	1	0	1
	Commanding Officer Cgs Barracuda	0	0	0	1	0	1	1	0	1
	Consultant	0	0	0	3	0	3	3	0	3
	Consultant For The Implementation Of E-Procurement Project	0	0	0	2	0	2	2	0	2
	Contract Specialist	0	0	0	1	0	1	1	0	1
	Cook	0	0	0	2	0	2	2	0	2
	Coordinator Adviser	0	0	0	1	0	1	1	0	1
	Deputy Light Rail Commissioner	0	0	0	1	0	1	1	0	1
	Deputy Manager (Des) For The Early Digital Learning Programme (Edlp)	0	0	0	1	0	1	1	0	1
	"Directeur Technique National(Dtn) In Basketball"	0	0	0	1	0	1	1	0	1
	"Directeur Technique National" (Dtn) In Boxing	0	0	0	1	0	1	1	0	1
	"Directeur Technique National" In Volleyball	0	0	0	1	0	1	1	0	1
	"Directeur Technique National" (Dtn) In Weightlifting	0	0	0	1	0	1	1	0	1
	Director / Ceo	0	0	0	1	0	1	1	0	1
	Director Of The Integrity Reporting Services Agency	0	0	0	1	0	1	1	0	1
	Electrical Engineer	0	0	0	1	0	1	1	0	1
	Electrical Technician	0	0	0	1	0	1	1	0	1
	Flight Operation Inspector	0	0	0	1	0	1	1	0	1
	Geotechnical Expert	0	0	0	1	0	1	1	0	1
	Hardware Technician	0	0	0	1	0	1	1	0	1
	Head Coach Of Liverpool Football Club Academy (Mauritius)	0	0	0	1	0	1	1	0	1
	Indian Naval Officer	0	0	0	1	0	1	1	0	1
	International Sportsground Technician	0	0	0	1	0	1	1	0	1
	It Engineer And Trainer	0	0	0	2	0	2	2	0	2
	Master	0	0	0	2	0	2	2	0	2
	Mechanical Engineer	0	0	0	1	0	1	1	0	1
	Mechanical Technician	0	0	0	1	0	1	1	0	1
	Medical Adviser In Public Health Inspection	0	0	0	1	0	1	1	0	1

Table 38 (Cont'd)- Number of valid work permits and certificates of exemption by industrial group, occupation &amp; sex, as at end of July 2023

Industrial Group	Occupation	Valid Work Permits			Certificates of Exemption			Grand Total		
		Male	Female	Both sexes	Male	Female	Both sexes	Male	Female	Both sexes
Public Administration and Defence; Compulsory Social Security (cont'd)	Naval Officer	0	0	0	3	0	3	3	0	3
	Officer In Charge, National Coast Guard Commando Unit	0	0	0	1	0	1	1	0	1
	Oiler	0	0	0	2	0	2	2	0	2
	Oow Deck	0	0	0	2	0	2	2	0	2
	Oow Engineer	0	0	0	2	0	2	2	0	2
	Other Business And Administrative Professionals, Nec	1	0	1	0	0	0	1	0	1
	Petty Officer Survey Recorders	0	0	0	2	0	2	2	0	2
	Physiotherapist	0	2	2	0	0	0	0	2	2
	Physiotherapists And Related Associate Professionals, Nec	2	0	2	0	0	0	2	0	2
	Pilot	0	0	0	1	0	1	1	0	1
	Project Coordinator	0	0	0	1	1	2	1	1	2
	Project Manager	0	0	0	3	0	3	3	0	3
	Oversight Functions In The Field Of Air Navigation Services	0	0	0	1	0	1	1	0	1
	Second In Command, Police Helicopter Squadron	0	0	0	1	0	1	1	0	1
	Skipper	0	0	0	1	0	1	1	0	1
	Specialist Sports Surface Contract Manager	0	0	0	1	0	1	1	0	1
	Sportsground Technician	0	0	0	1	0	1	1	0	1
	Staff Observer, Maritime Air Squadron	0	0	0	1	0	1	1	0	1
	Staff Pilot, Maritime Air Squadron	0	0	0	1	0	1	1	0	1
	Staff Qfl, Maritime Air Squadron	0	0	0	1	0	1	1	0	1
	Supervisor For Field Activities	0	0	0	1	0	1	1	0	1
	Supply Teacher - Modern Chinese	0	0	0	0	1	1	0	1	1
	Technical Expert	0	0	0	3	0	3	3	0	3
	Technical Officer Coast Guard Ship Barracuda	0	0	0	1	0	1	1	0	1
	Trust And Corporate Administrator	1	0	1	0	0	0	1	0	1
	Vessel Traffic System (Vts) Professional	0	0	0	4	0	4	4	0	4
	"Volontaire De Solidarite Internationale(Vsi)"	0	0	0	0	2	2	0	2	2
	"Volontaire International En Entreprise(Vie)"	0	0	0	4	9	13	4	9	13
	Warehouse Operator	1	0	1	0	0	0	1	0	1
	<b>Sub Total</b>	<b>5</b>	<b>2</b>	<b>7</b>	<b>86</b>	<b>29</b>	<b>115</b>	<b>91</b>	<b>31</b>	<b>122</b>
Education	"Academic Chair In Ayurvedic System Of Medicine "	0	0	0	1	0	1	1	0	1
	Associate Professor	0	0	0	1	1	2	1	1	2
	"Attache Culturel"	0	0	0	1	0	1	1	0	1
	"Chef D'Etablissement"	0	0	0	1	1	2	1	1	2
	"Conseiller De Cooperation Et D'Action Culturelle/Directrice"	0	0	0	0	1	1	0	1	1
	"Conseiller Principal D'Education"	0	0	0	0	2	2	0	2	2
	Chinese Teacher	0	0	0	1	4	5	1	4	5
	Commissioner	0	0	0	1	0	1	1	0	1
	Company Secretary	1	1	2	0	0	0	1	1	2
	Consultant , Education	1	0	1	0	0	0	1	0	1
	Cooks, Nec	0	1	1	0	0	0	0	1	1
	Coordinator For Communication And Student Life Sector)	0	0	0	0	1	1	0	1	1
	"Directeur Administrative Et Financier"	1	0	1	0	0	0	1	0	1
	"Directeur D'Ecole"	0	0	0	1	0	1	1	0	1
	English Teacher	0	0	0	0	1	1	0	1	1
	"Enseignant Conseiller Pedagogique"	0	0	0	0	1	1	0	1	1
	"Enseignante En Ecole Primaire"	0	0	0	0	1	1	0	1	1
	"Enseignante Maitre Formateur"	0	0	0	0	1	1	0	1	1
	Fine Arts Teacher	1	0	1	0	0	0	1	0	1
	Graphic Artist	1	0	1	0	0	0	1	0	1
	Head Cook	1	0	1	0	0	0	1	0	1
	International Expert	0	0	0	0	1	1	0	1	1
	Interpreter	0	0	0	2	0	2	2	0	2
	Language And Literature Secondary Education Teacher	1	0	1	0	0	0	1	0	1
	Managing Director, Hotel	0	1	1	0	0	0	0	1	1
	Mandarin Teacher	0	0	0	0	1	1	0	1	1
	Office Manager, Special Economic Interest Organisations	0	1	1	0	0	0	0	1	1
	Officer	1	0	1	0	0	0	1	0	1
	Oriental Language Teacher	0	3	3	0	0	0	0	3	3
	Other Teaching Associate Professionals, Nec	1	0	1	0	0	0	1	0	1
	Primary School Teacher	0	1	1	0	0	0	0	1	1
	"Professeur"	0	0	0	1	0	1	1	0	1
	"Professeur D'Allemand"	0	0	0	0	1	1	0	1	1
	"Professeur D'Anglais"	0	0	0	0	2	2	0	2	2
	"Professeur De Documentation"	0	0	0	0	1	1	0	1	1
	"Professeur Des Ecoles"	0	0	0	3	11	14	3	11	14
	"Professeur D'Economie Et De Gestion"	0	0	0	2	1	3	2	1	3
	"Professeur D'Espagnol"	0	0	0	1	2	3	1	2	3
	"Professeur D' Histoire Et Geographie"	0	0	0	4	3	7	4	3	7
	"Professeur De Lettres Modernes"	0	0	0	2	2	4	2	2	4
	"Professeur De Mathematiques"	0	0	0	8	0	8	8	0	8
	"Professeur De Philosophie"	0	0	0	2	2	4	2	2	4
	"Professeur De Sciences De La Vie Et De La Terre "	0	0	0	1	1	2	1	1	2
	"Professeur De Sciences Economiques Et Sociales"	0	0	0	1	1	2	1	1	2
	"Professeur De Sciences Physiques"	0	0	0	1	0	1	1	0	1
	"Professeur De Sciences Physiques Et Chimiques"	0	0	0	1	1	2	1	1	2

Table 38 (Cont'd)- Number of valid work permits and certificates of exemption by industrial group, occupation &amp; sex, as at end of July 2023

Industrial Group	Occupation	Valid Work Permits			Certificates of Exemption			Grand Total		
		Male	Female	Both sexes	Male	Female	Both sexes	Male	Female	Both sexes
Education (cont'd)	"Professeur D'Education Physique Et Sportive"	0	0	0	2	0	2	2	0	2
	Professor In Landscape Architecture	0	0	0	1	0	1	1	0	1
	"Proviseur"	0	0	0	1	0	1	1	0	1
	Regional Teaching Excellence Lead	0	0	0	1	0	1	1	0	1
	Sabbatical Researcher On "Tropical Island Biodiversity, Ecology And Conservation" And To Be Involved In Vegetation Dynamics Research	0	0	0	1	0	1	1	0	1
	Secondary Education Teacher	0	2	2	0	0	0	0	2	2
	Secretary General	0	0	0	1	0	1	1	0	1
	Senior Administrator Of Hindu Religious Organisation	1	0	1	0	0	0	1	0	1
	Senior Teacher	0	0	0	1	0	1	1	0	1
	Social Worker Professional	0	1	1	0	0	0	0	1	1
	Teacher	0	0	0	1	1	2	1	1	2
	Teacher, Special Education For The Physically Handicapped	1	0	1	0	0	0	1	0	1
	Visiting Postdoctoral Researcher/Visiting Scholar	0	0	0	1	0	1	1	0	1
	Visiting Professor	0	0	0	4	0	4	4	0	4
	"Volontaire De Solidarite Internationale(Vsi)"	0	0	0	0	1	1	0	1	1
	Volunteer Chinese Language Teacher	0	0	0	0	1	1	0	1	1
	Yoga Instructor	0	2	2	0	0	0	0	2	2
	<b>Sub Total</b>	<b>11</b>	<b>13</b>	<b>24</b>	<b>51</b>	<b>47</b>	<b>98</b>	<b>62</b>	<b>60</b>	<b>122</b>
Health and Social Work	Auxiliary Nurse	0	1	1	0	0	0	0	1	1
	Ayurvedic Physicians	0	1	1	0	0	0	0	1	1
	Ayurvedic Therapist	3	2	5	0	0	0	3	2	5
	Cardiac Anaesthetist	0	0	0	2	0	2	2	0	2
	Cardiac Surgeon	0	0	0	1	0	1	1	0	1
	Carer (Garde Malade)	1	4	5	0	0	0	1	4	5
	Chemical Laboratory Assistant, Medical Technician	1	0	1	0	0	0	1	0	1
	Child Development Officer	0	1	1	0	0	0	0	1	1
	Cook, Hospital	1	0	1	0	0	0	1	0	1
	Cook, Indian Cuisine	6	0	6	0	0	0	6	0	6
	Cooks, Nec	2	0	2	0	0	0	2	0	2
	Fast Food Operators	1	0	1	0	0	0	1	0	1
	Health Care Assistant	7	0	7	0	0	0	7	0	7
	Industrial Nurse	0	1	1	0	0	0	0	1	1
	Laboratory Technician	1	1	2	0	0	0	1	1	2
	Laboratory Technician, Chemical Laboratory	4	1	5	0	0	0	4	1	5
	Laboratory Technician, Physical Laboratory	2	2	4	0	0	0	2	2	4
	Laboratory Technicians, Nec	6	0	6	0	0	0	6	0	6
	Managing Supervisor, Beauty Salon;	0	1	1	0	0	0	0	1	1
	Medical Doctor Anaesthesia	7	0	7	0	0	0	7	0	7
	Medical Doctor, Gynaecology	1	0	1	0	0	0	1	0	1
	Medical Doctor, Radiology	3	0	3	0	0	0	3	0	3
	Medical Laboratory Technician	3	0	3	0	0	0	3	0	3
	Medical Science Technician	1	0	1	0	0	0	1	0	1
	Nurse	1	2	3	0	0	0	1	2	3
	Nurse Educator, Associate Professional	1	0	1	0	0	0	1	0	1
	Nursery Attendant	1	0	1	0	0	0	1	0	1
	Nursery Skilled Worker	1	1	2	0	0	0	1	1	2
	Nursing And Midwifery Professionals, Nec	1	4	5	0	0	0	1	4	5
	Nursing Officer	56	62	118	0	0	0	56	62	118
	Nursing Superintendent	1	3	4	0	0	0	1	3	4
	Nursing Tutor	1	0	1	0	0	0	1	0	1
	Occupational Therapist	0	1	1	0	0	0	0	1	1
	Operating Theatre Technician	2	0	2	0	0	0	2	0	2
	Optometrist	1	1	2	0	0	0	1	1	2
	Orthopaedic Technician	1	0	1	0	0	0	1	0	1
	Ot Technician	1	0	1	0	0	0	1	0	1
	Pathologist, Forensic	2	0	2	0	0	0	2	0	2
	Radiographer	7	2	9	0	0	0	7	2	9
	Registered Nurse	1	1	2	0	0	0	1	1	2
	Religious Professionals, Nec	1	0	1	0	0	0	1	0	1
	Repairer, Dental Instrument	1	0	1	0	0	0	1	0	1
	Spa Therapist	5	5	10	0	0	0	5	5	10
	Specialised Nurse	18	21	39	0	0	0	18	21	39
	Student Nurse	0	1	1	0	0	0	0	1	1
	Surgeon, General	1	0	1	0	0	0	1	0	1
	Teacher, Nursery School	0	1	1	0	0	0	0	1	1
	Technical Officer	1	0	1	0	0	0	1	0	1
	Veterinarian, General	0	1	1	0	0	0	0	1	1
	'Volontaire International En Entreprise (Vie)'	0	0	0	0	1	1	0	1	1
	Yoga Instructor	1	0	1	0	0	0	1	0	1
	<b>Sub Total</b>	<b>156</b>	<b>121</b>	<b>277</b>	<b>3</b>	<b>1</b>	<b>4</b>	<b>159</b>	<b>122</b>	<b>281</b>
Other Community, Social and Personal Service	Architect, Building	17	0	17	0	0	0	17	0	17
	Architect, Landscape	29	0	29	0	0	0	29	0	29
	Biologist, General	7	4	11	0	0	0	7	4	11
	Biologists, Botanists, Zoologists And Related Professionals, Nec	2	1	3	0	0	0	2	1	3
	Carer	0	2	2	0	1	1	0	3	3
	Carer, Home	1	0	1	0	0	0	1	0	1

Table 38 (Cont'd)- Number of valid work permits and certificates of exemption by industrial group, occupation &amp; sex, as at end of July 2023

Industrial Group	Occupation	Valid Work Permits			Certificates of Exemption			Grand Total		
		Male	Female	Both sexes	Male	Female	Both sexes	Male	Female	Both sexes
Other Community, Social and Personal Service (cont'd)	Carpenter, General	3	0	3	0	0	0	3	0	3
	Chef	0	0	0	1	0	1	1	0	1
	Chief Steward/Stewardess, Ship	1	0	1	0	0	0	1	0	1
	Choreographers And Dancers, N.E.C.	1	0	1	0	0	0	1	0	1
	Clerk, Religious Organisation	2	0	2	0	0	0	2	0	2
	College, University And Higher Education Teaching Professionals, Nec	1	0	1	0	0	0	1	0	1
	Conservation Officer	3	2	5	0	0	0	3	2	5
	Consultancy Services For Digital Advisory Services For The Public Sector In Mauritius - Support To Resilience Through Digital Transformation And Capacity Development	0	0	0	1	0	1	1	0	1
	Consultant	0	0	0	2	0	2	2	0	2
	Cook, Indian Cuisine	1	0	1	0	0	0	1	0	1
	"Coordinatrice De Projets Apsa "	0	0	0	0	1	1	0	1	1
	Dancer	1	0	1	0	0	0	1	0	1
	Decorator, Interior	1	0	1	0	0	0	1	0	1
	Team Leader	0	0	0	1	0	1	1	0	1
	Director	0	0	0	2	1	3	2	1	3
	Director Of Iora	0	0	0	0	1	1	0	1	1
	Director, Corporate Services	0	0	0	1	0	1	1	0	1
	Directors/Chief Executives, Nec	0	1	1	0	0	0	0	1	1
	Dry-Cleaning Machine Operator	2	0	2	0	0	0	2	0	2
	Economics Specialist	0	0	0	1	0	1	1	0	1
	Electrotherapist	0	1	1	0	0	0	0	1	1
	Engineer Electrical	3	0	3	0	0	0	3	0	3
	Expert In Fisheries Management	0	0	0	0	1	1	0	1	1
	Expert Maritime Law Enforcement Mentor	0	0	0	1	0	1	1	0	1
	Foot Massage Therapist	0	1	1	0	0	0	0	1	1
	Football Player	4	0	4	0	0	0	4	0	4
	Giz Project Director	0	0	0	1	0	1	1	0	1
	Glass, Ceramics And Related Painters And Decorators, Nec	3	0	3	0	0	0	3	0	3
	Helper Of H.E. Salman Al Farisi, Second Secretary General	0	0	0	1	0	1	1	0	1
	Housemaid	1	0	1	0	0	0	1	0	1
	Ict Advisor	0	0	0	0	1	1	0	1	1
	Imam	3	0	3	0	0	0	3	0	3
	Individual Contractor	0	0	0	2	0	2	2	0	2
	Infrastructure Specialist	0	0	0	1	0	1	1	0	1
	Jockey, Professional	13	1	14	0	0	0	13	1	14
	Language And Literature Secondary Education Teacher	1	0	1	0	0	0	1	0	1
	Laundry Pressing Machine Operator	3	0	3	0	0	0	3	0	3
	Machine Operator, Drying, Laundry	40	0	40	0	0	0	40	0	40
	Machine Operator, Laundering	21	0	21	0	0	0	21	0	21
	Machine Operator, Sewing	4	0	4	0	0	0	4	0	4
	Machine Operator, Textile Washing	12	0	12	0	0	0	12	0	12
	Machine Operator, Washing, Textile Fibres	1	0	1	0	0	0	1	0	1
	Manager Restaurant	1	0	1	0	0	0	1	0	1
	Mandarin Teacher	0	0	0	1	0	1	1	0	1
	Maritime Law Enforcement Expert	0	0	0	1	0	1	1	0	1
	Marketing Manager	1	0	1	0	0	0	1	0	1
	Mason, Monument	2	0	2	0	0	0	2	0	2
	Minister Of Religion	13	5	18	0	0	0	13	5	18
	Missionary	4	2	6	0	0	0	4	2	6
	Musician	18	0	18	0	0	0	18	0	18
	Muslim Priest / Islamic Cultural Teacher	1	0	1	0	0	0	1	0	1
	Nanny/Carer	0	0	0	0	1	1	0	1	1
	Non-Ordained Religious Associate Professionals, Nec	1	0	1	0	0	0	1	0	1
	Occupational Therapist	0	7	7	0	0	0	0	7	7
	Unit	0	0	0	1	0	1	1	0	1
	Operations Manager	1	0	1	0	1	1	1	1	2
	Oriental Language Teacher	2	1	3	0	0	0	2	1	3
	Other Optical And Electronic Equipment Operators, Nec	1	0	1	0	0	0	1	0	1
	Painter, Artist	4	0	4	0	0	0	4	0	4
	Parish Priest (Nmip)	1	0	1	0	0	0	1	0	1
	Plumbers And Pipe Fitters, Nec	0	0	0	2	0	2	2	0	2
	President	4	0	4	0	0	0	4	0	4
	Priest	1	0	1	0	0	0	1	0	1
	Priest	9	0	9	0	0	0	9	0	9
	Procurement Specialist ,Operations Unit	0	0	0	1	0	1	1	0	1
	Programme Management Specialist	0	0	0	1	0	1	1	0	1
	Project Coordinator	1	0	1	0	0	0	1	0	1
	Religious & Social Worker	0	2	2	0	0	0	0	2	2
	Schools	2	1	3	0	0	0	2	1	3
	Religious Professionals, Nec	29	4	33	0	0	0	29	4	33
	Religious Worker, Non-Ordained	20	22	42	0	0	0	20	22	42
	Sales Consultant	0	1	1	0	0	0	0	1	1
	Scientist/Engineer	0	0	0	1	0	1	1	0	1
	Scientist/Engineer "Sd"	0	0	0	1	0	1	1	0	1
	Scientist/Engineer "Sg"	0	0	0	1	0	1	1	0	1
	Sculptor	29	0	29	0	0	0	29	0	29
	Sculptors, Painters And Related Workers, Nec	4	0	4	0	0	0	4	0	4

Table 38 (Cont'd)- Number of valid work permits and certificates of exemption by industrial group, occupation &amp; sex, as at end of July 2023

Industrial Group	Occupation	Valid Work Permits			Certificates of Exemption			Grand Total		
		Male	Female	Both sexes	Male	Female	Both sexes	Male	Female	Both sexes
Other Community, Social and Personal Service (cont'd)	Secondary Education Teacher	1	0	1	0	0	0	1	0	1
	Seconded Director	0	0	0	1	0	1	1	0	1
	Seconded Director To Iora Secretariat	0	0	0	0	1	1	0	1	1
	Secretary General	0	0	0	1	0	1	1	0	1
	Senior Administrator Of Christian Religious Organisation	39	30	69	0	0	0	39	30	69
	Senior Administrator Of Hindu Religious Organisation	51	0	51	0	0	0	51	0	51
	Senior Administrator Of Muslim Religious Organisation	22	0	22	0	0	0	22	0	22
	Interest Organisations, Nec	1	0	1	0	0	0	1	0	1
	Senior Administrators Of Religious Organisations, Nec	5	2	7	0	0	0	5	2	7
	Senior Development Coordination Officer	0	0	0	1	0	1	1	0	1
	Senior Development Coordination Officer, Economist	0	0	0	1	0	1	1	0	1
	Social Worker Professional	1	0	1	0	0	0	1	0	1
	Spa Therapist	0	12	12	0	0	0	0	12	12
	Sports Coach	3	0	3	0	0	0	3	0	3
	Sports Officer	1	0	1	0	0	0	1	0	1
	Surveyor, General	1	0	1	0	0	0	1	0	1
	Surveyor, Land	51	0	51	0	0	0	51	0	51
	Tabla Player	5	0	5	0	0	0	5	0	5
	Teacher, Special Education, Professional	0	2	2	0	0	0	0	2	2
	Technical Manager	1	0	1	0	0	0	1	0	1
	Tent Decorator	3	0	3	0	0	0	3	0	3
	Nec	5	0	5	0	0	0	5	0	5
	Programme Unit	0	0	0	1	0	1	1	0	1
	"Volontaire De Solidarite Internationale (Vsi)"	0	0	0	1	2	3	1	2	3
	"Volontaire Internationale En Entreprise (Vie)"	0	0	0	3	3	6	3	3	6
	Warden, Wildlife	2	0	2	0	0	0	2	0	2
	Wildlife/Conservation Volunteer	1	0	1	0	0	0	1	0	1
	<b>Sub Total</b>	<b>523</b>	<b>104</b>	<b>627</b>	<b>34</b>	<b>14</b>	<b>48</b>	<b>557</b>	<b>118</b>	<b>675</b>
Private Household With Employed Persons	Baby Sitter	0	1	1	0	0	0	0	1	1
	Building Caretakers, Nec	0	1	1	0	0	0	0	1	1
	Carer (Garde Malade)	34	31	65	0	0	0	34	31	65
	Cook, Indian Cuisine	1	0	1	0	0	0	1	0	1
	Domestic Helpers And Cleaners, Nec	0	2	2	0	0	0	0	2	2
	Executive Housekeeper	1	0	1	0	0	0	1	0	1
	Gardener	1	0	1	0	0	0	1	0	1
	Handyman/Handywoman, Building Maintenance	1	0	1	0	0	0	1	0	1
	Head Cook	0	1	1	0	0	0	0	1	1
	Home Carer	1	0	1	0	0	0	1	0	1
	Housekeeper, Domestic	2	4	6	0	0	0	2	4	6
	Housekeeper, Institutional	0	2	2	0	0	0	0	2	2
	Housekeepers And Related Workers, Institutional Nec	0	1	1	0	0	0	0	1	1
	Housekeeping And Related Service Workers, Domestic, Nec	0	2	2	0	0	0	0	2	2
	Housemaid	33	14	47	0	0	0	33	14	47
	Machine Operator, Embroidery	1	0	1	0	0	0	1	0	1
	Machine Operator, Sewing	0	1	1	0	0	0	0	1	1
	Maid, Linen	1	0	1	0	0	0	1	0	1
	Matron Housekeeping	0	1	1	0	0	0	0	1	1
	Poultry Farmer	3	0	3	0	0	0	3	0	3
	School Caretaker	0	1	1	0	0	0	0	1	1
	Spa Therapist	0	1	1	0	0	0	0	1	1
	<b>Sub Total</b>	<b>79</b>	<b>63</b>	<b>142</b>	<b>0</b>	<b>0</b>	<b>0</b>	<b>79</b>	<b>63</b>	<b>142</b>
Extra-territorial Organisations and Bodies	Adviser And Manager	0	0	0	1	0	1	1	0	1
	Agent Administratif	0	0	0	4	6	10	4	6	10
	" Attache De Cooperation Educative Au Service De Cooperation Et D'Action Culturelle (Scac)"	0	0	0	1	0	1	1	0	1
	Caregiver	0	0	0	0	1	1	0	1	1
	"Charge De Mission Economique"	0	0	0	1	0	1	1	0	1
	"Chef Regional De Securite Operationnel"	0	0	0	1	0	1	1	0	1
	Chief Of Mission	0	0	0	0	1	1	0	1	1
	Commonwealth National Climate Finance Adviser	0	0	0	1	0	1	1	0	1
	Consule Ajointe/ Secretaire Generale'	0	0	0	0	1	1	0	1	1
	"Consule Ajointe / Cheffe De Chancellerie "	0	0	0	0	1	1	0	1	1
	Cook Of H.E Mr. Kawaguchi, Ambassador Extraordinary And Plenipotentiary Of Japan To Mauritius	0	0	0	1	0	1	1	0	1
	Domestic Assistant	0	0	0	0	1	1	0	1	1
	Engineer To Carry-Out Renovation Works Exclusively	0	0	0	4	0	4	4	0	4
	"Expert Confirme En Gestion De Programmes De Securite Alimentaire Et Nutritionnelle"	0	0	0	1	0	1	1	0	1
	Fisheries Mcs Expert	0	0	0	1	0	1	1	0	1
	Individual Contractor	0	0	0	0	1	1	0	1	1
	Individual Contractor For Grassroots Project	0	0	0	0	1	1	0	1	1
	Maid	0	0	0	0	1	1	0	1	1
	Senior Domestic Worker	0	0	0	0	1	1	0	1	1
	"Stagiaire A La Chancellerie Diplomatique"	0	0	0	0	1	1	0	1	1
	"Volontaire De Solidarite Internationale(Vsi)"	0	0	0	2	2	4	2	2	4
	"Volontaire International En Entreprise(Vie)"	0	0	0	13	12	25	13	12	25
	<b>Sub Total</b>	<b>0</b>	<b>0</b>	<b>0</b>	<b>31</b>	<b>30</b>	<b>61</b>	<b>31</b>	<b>30</b>	<b>61</b>
<b>Total</b>		<b>26359</b>	<b>4717</b>	<b>31076</b>	<b>5277</b>	<b>137</b>	<b>5414</b>	<b>31636</b>	<b>4854</b>	<b>36490</b>

# SECTION II



## Section II - Rodrigues

### 1. Introduction

This section presents data on registered jobseekers for Rodrigues Island. The functioning of the Employment Information Centre in Rodrigues is similar to that in Mauritius.

### 2. Registered Unemployed

The number of registered unemployed as at the end of July 2023 was 3,653 (1,444 males and 2,209 females), while the number of registrants in employment amounted to 1,231 consisting of 556 males and 675 females (Table 1.1). 47% of the unemployed persons were aged between 16 and 29 years (Table 1.2).

**Table 1.1 - Number of registered Unemployed and In Employment jobseekers by sex, as at end July 2023**

<b>Registered Jobseekers</b>	<b>Male</b>	<b>Female</b>	<b>Both sexes</b>
Unemployed	1,444	2,209	3,653
In Employment	556	675	1,231
<b>Total</b>	<b>2,000</b>	<b>2,884</b>	<b>4,884</b>

**Table 1.2 - Number of registered unemployed and in employment by sex and age group, as at end July 2023**

<b>Age group</b>	<b>Unemployed</b>						<b>In employment</b>					
	<b>Male</b>		<b>Female</b>		<b>Total</b>		<b>Male</b>		<b>Female</b>		<b>Total</b>	
	<b>Number</b>	<b>%</b>	<b>Number</b>	<b>%</b>	<b>Number</b>	<b>%</b>	<b>Number</b>	<b>%</b>	<b>Number</b>	<b>%</b>	<b>Number</b>	<b>%</b>
<b>16 - 29</b>	683	47	1,017	46	1,700	47	278	50	328	49	606	49
<b>30 - 39</b>	369	26	765	35	1,134	31	162	29	251	37	413	34
<b>40+</b>	392	27	427	19	819	22	116	21	96	14	212	17
<b>Total</b>	<b>1,444</b>	<b>100</b>	<b>2,209</b>	<b>100</b>	<b>3,653</b>	<b>100</b>	<b>556</b>	<b>100</b>	<b>675</b>	<b>100</b>	<b>1,231</b>	<b>100</b>

The educational attainment of unemployed registrants was mainly in the category “Form I to V (including SC failed)” at 38%. Only 92 registrants had their Higher School Certificate. The length of unemployment of 18% of the registered unemployed was less than 2 years, and about 67% had been looking for work for 5 years or more. The average length of registration worked out to 4.1 years (Tables 1.3 and 1.4).



**Table 1.3 - Registered unemployed jobseekers by qualification and sex, as at end of July 2023**

Qualification	Male		Female		Total	
	Number	%	Number	%	Number	%
Education Nil + Std VI Failed	575	40	453	21	1,028	28
Standard VI Passed	178	12	223	10	401	11
Form I to V (including SC failed)	449	31	943	43	1,392	38
SC	207	14	496	22	703	19
HSC	27	2	65	3	92	3
Professional	8	1	29	1	37	1
<b>Total</b>	<b>1,444</b>	<b>100</b>	<b>2,209</b>	<b>100</b>	<b>3,653</b>	<b>100</b>

As regards previous work experience, 547 registrants had, in the past, worked or were qualified to work as “Craft & related trades workers”. The proportion of those who have never worked and did not possess any technical or professional qualifications is higher among female unemployed; 13% of the latter have never worked, compared to 3% of males unemployed (Table 1.5).

### **3. New registrants and re-registrants**

For the month of July 2023, 27 new unemployed jobseekers have registered themselves consisting of 10 males and 17 females. The number of unemployed re-registrants and the number of unemployed jobseekers who reported for maintaining their registration are 38 (24 males and 14 females) and 1,035 (405 males and 630 females) respectively.

For in employment, there were 5 new registrant (1 male and 4 female) and 10 re-registrants (4 males and 6 females). 342 (153 males and 189 females) in employment registrants reported to the Employment Information Centres to maintain their registration (Table 1.6).

### **4. Registered unemployed with disabilities**

Among the 3,653 unemployed registrants, there were 11 persons with disabilities who were looking for work comprising of 5 males and 6 females (Table 1.7).

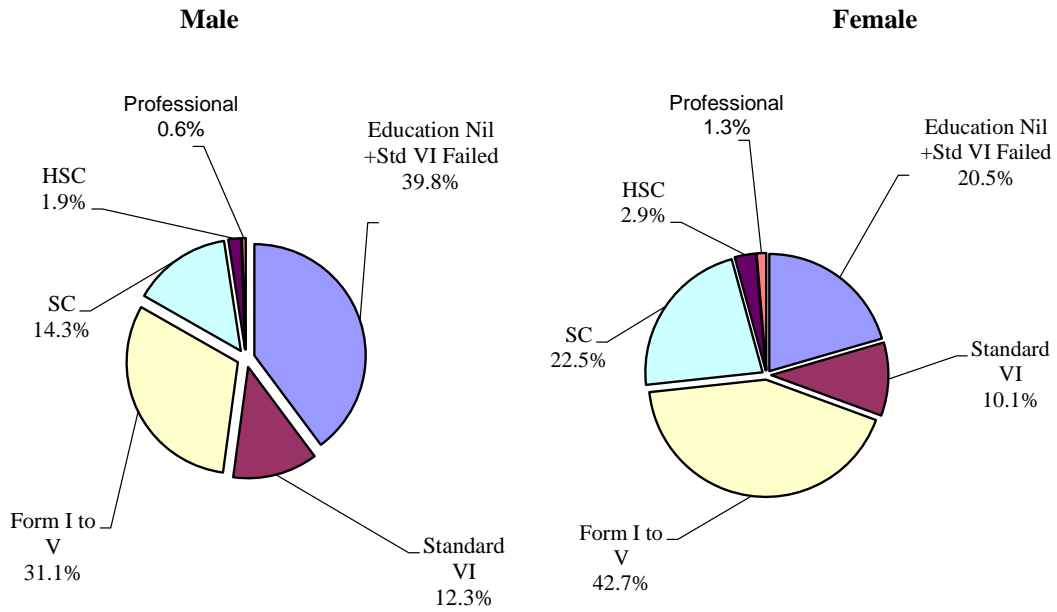
**Table 1.4 - Number of registered unemployed by qualification, length of registration, sex and age-group, Island of Rodrigues, as at end of July 2023**

Qualification	Age-group Length of Registration	Male					Female					Both sexes				
		16 - 19	20 - 29	30 - 39	40+	Total	16 - 19	20 - 29	30 - 39	40+	Total	16 - 19	20 - 29	30 - 39	40+	Total
Education Nil +Std VI Failed	Less than 1 year	5	19	9	19	52	4	14	4	8	30	9	33	13	27	82
	1 yr but < 2 yrs	2	14	7	9	32	1	10	5	13	29	3	24	12	22	61
	2 yrs but < 3 yrs	0	12	5	2	19	0	10	3	5	18	0	22	8	7	37
	3 yrs but < 4 yrs	0	7	2	7	16	0	9	5	4	18	0	16	7	11	34
	4 yrs but < 5 yrs	0	6	5	1	12	0	7	8	3	18	0	13	13	4	30
	5 yrs and above	0	34	133	277	444	0	22	129	189	340	0	56	262	466	784
	<b>Total</b>	<b>7</b>	<b>92</b>	<b>161</b>	<b>315</b>	<b>575</b>	<b>5</b>	<b>72</b>	<b>154</b>	<b>222</b>	<b>453</b>	<b>12</b>	<b>164</b>	<b>315</b>	<b>537</b>	<b>1,028</b>
Standard VI (Passed)	Less than 1 year	5	5	1	2	13	3	8	1	0	12	8	13	2	2	25
	1 yr but < 2 yrs	2	6	1	1	10	0	9	6	3	18	2	15	7	4	28
	2 yrs but < 3 yrs	0	3	2	1	6	0	1	1	0	2	0	4	3	1	8
	3 yrs but < 4 yrs	0	3	1	1	5	0	8	1	1	10	0	11	2	2	15
	4 yrs but < 5 yrs	0	2	0	0	2	0	9	2	1	12	0	11	2	1	14
	5 yrs and above	0	54	64	24	142	0	61	66	42	169	0	115	130	66	311
	<b>Total</b>	<b>7</b>	<b>73</b>	<b>69</b>	<b>29</b>	<b>178</b>	<b>3</b>	<b>96</b>	<b>77</b>	<b>47</b>	<b>223</b>	<b>10</b>	<b>169</b>	<b>146</b>	<b>76</b>	<b>401</b>
Form I to V (including SC failed)	Less than 1 year	24	33	3	1	61	27	32	3	2	64	51	65	6	3	125
	1 yr but < 2 yrs	6	60	4	0	70	7	69	3	0	79	13	129	7	0	149
	2 yrs but < 3 yrs	1	32	2	0	35	0	34	2	1	37	1	66	4	1	72
	3 yrs but < 4 yrs	0	22	1	1	24	0	46	7	1	54	0	68	8	2	78
	4 yrs but < 5 yrs	0	32	1	4	37	0	50	5	3	58	0	82	6	7	95
	5 yrs and above	0	91	95	36	222	0	197	337	117	651	0	288	432	153	873
	<b>Total</b>	<b>31</b>	<b>270</b>	<b>106</b>	<b>42</b>	<b>449</b>	<b>34</b>	<b>428</b>	<b>357</b>	<b>124</b>	<b>943</b>	<b>65</b>	<b>698</b>	<b>463</b>	<b>166</b>	<b>1,392</b>

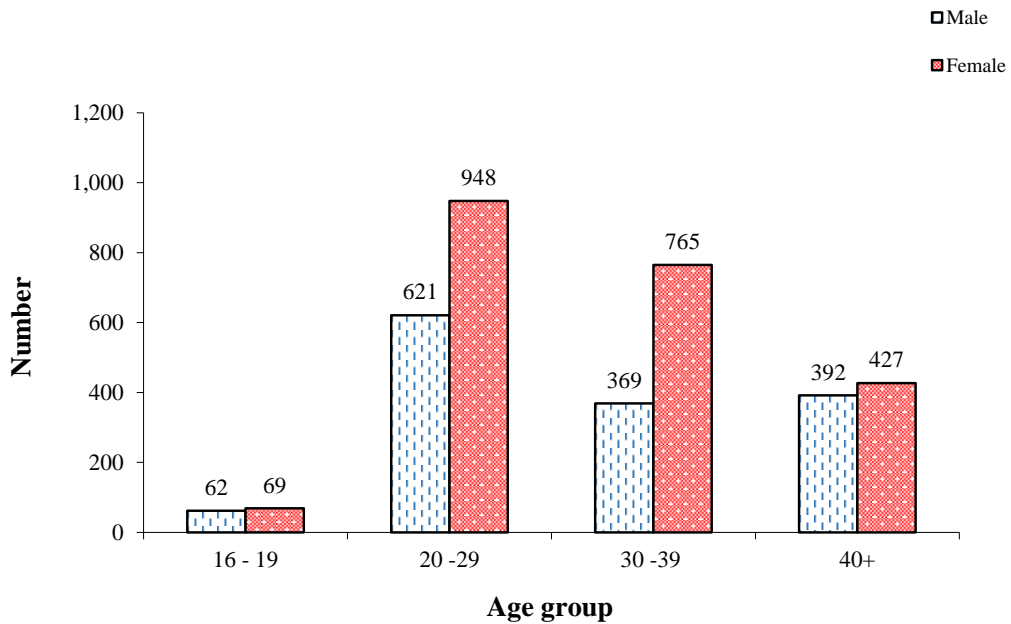
Table 1.4 (cont'd) - Number of registered unemployed by qualification, length of registration, gender and age group, Island of Rodrigues, as at end of July 2023

Qualification	Age-group Length of Registration	Male					Female					Both sexes				
		16 - 19	20 - 29	30 - 39	40+	Total	16 - 19	20 - 29	30 - 39	40+	Total	16 - 19	20 - 29	30 - 39	40+	Total
SC	Less than 1 year	14	15	0	0	29	20	14	0	0	34	34	29	0	0	63
	1 yr but < 2 yrs	3	30	0	0	33	4	34	0	1	39	7	64	0	1	72
	2 yrs but < 3 yrs	0	12	0	0	12	0	28	0	0	28	0	40	0	0	40
	3 yrs but < 4 yrs	0	20	0	0	20	0	29	0	2	31	0	49	0	2	51
	4 yrs but < 5 yrs	0	18	3	0	21	0	33	0	1	34	0	51	3	1	55
	5 yrs and above	0	58	28	6	92	0	143	160	27	330	0	201	188	33	422
	<b>Total</b>	<b>17</b>	<b>153</b>	<b>31</b>	<b>6</b>	<b>207</b>	<b>24</b>	<b>281</b>	<b>160</b>	<b>31</b>	<b>496</b>	<b>41</b>	<b>434</b>	<b>191</b>	<b>37</b>	<b>703</b>
HSC	Less than 1 year	0	8	0	0	8	3	6	0	0	9	3	14	0	0	17
	1 yr but < 2 yrs	0	6	0	0	6	0	19	0	0	19	0	25	0	0	25
	2 yrs but < 3 yrs	0	3	0	0	3	0	5	0	0	5	0	8	0	0	8
	3 yrs but < 4 yrs	0	2	0	0	2	0	3	0	0	3	0	5	0	0	5
	4 yrs but < 5 yrs	0	1	0	0	1	0	2	0	0	2	0	3	0	0	3
	5 yrs and above	0	6	1	0	7	0	18	9	0	27	0	24	10	0	34
	<b>Total</b>	<b>0</b>	<b>26</b>	<b>1</b>	<b>0</b>	<b>27</b>	<b>3</b>	<b>53</b>	<b>9</b>	<b>0</b>	<b>65</b>	<b>3</b>	<b>79</b>	<b>10</b>	<b>0</b>	<b>92</b>
Professional	Less than 1 year	0	1	0	0	1	0	3	0	0	3	0	4	0	0	4
	1 yr but < 2 yrs	0	1	0	0	1	0	4	0	0	4	0	5	0	0	5
	2 yrs but < 3 yrs	0	0	0	0	0	0	1	0	0	1	0	1	0	0	1
	3 yrs but < 4 yrs	0	0	0	0	0	0	0	0	0	0	0	0	0	0	0
	4 yrs but < 5 yrs	0	0	0	0	0	0	0	0	0	0	0	0	0	0	0
	5 yrs and above	0	5	1	0	6	0	10	8	3	21	0	15	9	3	27
	<b>Total</b>	<b>0</b>	<b>7</b>	<b>1</b>	<b>0</b>	<b>8</b>	<b>0</b>	<b>18</b>	<b>8</b>	<b>3</b>	<b>29</b>	<b>0</b>	<b>25</b>	<b>9</b>	<b>3</b>	<b>37</b>
<b>Grand Total</b>		<b>62</b>	<b>621</b>	<b>369</b>	<b>392</b>	<b>1,444</b>	<b>69</b>	<b>948</b>	<b>765</b>	<b>427</b>	<b>2,209</b>	<b>131</b>	<b>1,569</b>	<b>1,134</b>	<b>819</b>	<b>3,653</b>

**Figure 7 - Registered unemployed (%) by educational attainment for Island of Rodrigues, as at end of July 2023**



**Figure 8 - Number of registered unemployed by age group & sex for Island of Rodrigues, as at end of July 2023**



**Table 1.5 - Number of registered unemployed by occupational group and sex, Island of Rodrigues, as at end of July 2023**

Occupational group	Male	Female	Both sexes
Managers	1	5	6
Professionals	10	17	27
Technicians & Associate Professionals	28	96	124
Clerical support workers	23	175	198
Service & sales workers	123	604	727
Skilled agricultural, forestry & fishery workers	170	60	230
Craft & related trades workers	348	199	547
Plant & machine operators & assemblers	90	49	139
Elementary occupations	606	727	1,333
New workers seeking employment	45	277	322
<b>Total</b>	<b>1,444</b>	<b>2,209</b>	<b>3,653</b>

**Table 1.6 - Number of Unemployed and In Employment new registrants, re-registrants & those who reported for maintaining their registration by sex, Island of Rodrigues, July 2023**

Type of registration	Unemployed			In Employment			Total		
	Male	Female	Both sexes	Male	Female	Both sexes	Male	Female	Both sexes
New Registration	10	17	27	1	4	5	11	21	32
Re-registration	24	14	38	4	6	10	28	20	48
Reported	405	630	1,035	153	189	342	558	819	1,377
<b>Total</b>	<b>439</b>	<b>661</b>	<b>1,100</b>	<b>158</b>	<b>199</b>	<b>357</b>	<b>597</b>	<b>860</b>	<b>1,457</b>

**Table 1.7 - Number of registered unemployed with disabilities by nature of disability and sex, Island of Rodrigues, as at end of July 2023**

<b>Nature of disability</b>	<b>Male</b>	<b>Female</b>	<b>Both sexes</b>
Abnormal movement of body parts	0	2	2
Deaf and dumb	0	0	0
Deformation of body parts since birth	1	0	1
Disabled following surgical operation or illness	1	1	2
Epileptic	1	1	2
Partly Blind	1	1	2
Partly Deaf	1	1	2
<b>Total</b>	<b>5</b>	<b>6</b>	<b>11</b>

## GLOSSARY

**Active Population or Labour Force** - active population or labour force is made up of employed and unemployed population.

**Activity Rate** - activity rate is the ratio (%) of labour force to population aged 16+ (active and inactive population)

**Back to Work Programme (BTWP)** - a programme launched in June 2015, is meant for women above 35 years of age to enable them take up or resume employment. All women should register first as unemployed at the EIC before applying at BTWP.

**Certificate of Exemption**- the Employment (Non-Citizens) (Restriction) Exemptions Regulations 1970, stipulates that certain categories of expatriates are exempted from a work permit during his/her period of employment in Mauritius.

**De-Registration** - jobseekers who fail to maintain their registration during the month and consequently their applications are removed from the live register and placed in a dormant register.

**Disability** - any limitation to perform a daily life activity in a manner considered normal for persons of their age.

**Dual Training Programme (DTP)** - a programme launched in 2015 is a mix of practical on-the-job training and classroom studies. The main objective of the DTP is to address the problem of skills mismatch in the labour market and to ensure the availability of skilled manpower for employers.

**Educational attainment** - the highest level of education completed, whereas for persons attending school, it refers to the standard, form or course being attended.

**Employment** - employed population aged 16 years and above (16+) who have worked for pay, profit or family gain for at least one hour during the reference week of a month. It includes those who are temporarily absent from work for reasons such as leave with pay, leave without pay and temporary disorganisation of work (bad weather, breakdown of equipment, lack of order, etc.).

**Employment Information Centres (EIC)** - the thirteen public Employment Office found in Mauritius and one in Rodrigues where among others attention is being given to jobseekers.

**Industrial Group** - the national classification based on ISIC (International Industrial Classification of Economic Activities) Rev 3 of United Nations is the reference classification of productive activities. Its main purpose is to provide a set of activity categories that can be utilised for the collection and reporting of statistics according to such activities.

**In-employment jobseekers at EIC** - persons who are in some sort of employment and are in search of a well remunerated or secured job.

**Inflation rate** - inflation rate as measured by the Consumer Price Index (CPI) is the percentage change in the level of prices from one period to another. It is measured by comparing the average level of prices during a twelve-month period with the average level during the corresponding previous twelve-month period. The CPI is an indicator of changes over time in the general level of goods and services acquired by Mauritian consumers.

**Jobseeker** - Any citizen of Mauritius aged 16 years and above who is actively looking for employment and is available to work.

**Job Management System** - The website of the National Employment Department, where employers and jobseekers interact freely. The website <https://mauritiusjobs.govmu.org> was launched in June 2014. Jobseekers register their Curriculum Vitae (CV) and apply for jobs; while employers input vacancies and search for candidates.

**Labour migration** - The movement of people from one country to another for employment in a better environment.

**Live Register** - the database of jobseekers who are registering at the National Employment Department.

**Magazine de L'Emploi et des Metiers** - A television programme for broadcast of vacancies and information on the world of work. It also includes radio talk shows and debates on television relating to the labour market.

**New registrant** - a jobseeker who apply for registration for the first time at the National Employment Department.

**New and renewed work permit** - Each time when enterprises initially apply for the work permit of foreign workers for the first time at the Ministry of Labour, Human Resource Development and



Training and employ them for the first time, the work permit is considered as new. In case the foreigners move from the actual enterprise for another enterprise, the valid work permit is cancelled and again a new work permit rather than renewed work permit is issued. But in case of expiry of the current work permit and the foreign worker is still working for the same enterprise, the work permit is renewed. Applications should be submitted two months prior to the expiry of the current work permit. Applications for renewal of work permits received after expiry of current work permits is not accepted

**Occupational Group** - the National Classification of Occupations 2009 (NCO-09) adopted from International Standards Classification of Occupations 2008 (ISCO-08) which is a document of the International Labour Organisation (ILO) and is a tool for organising jobs in a clearly defined set of groups and according to the specificity of the tasks and duties undertaken in the job.

**Placement** - the offer of a decent and remunerative job/internship to a jobseeker.

**Public Sector** - It comprises of organisations that are owned and operated by Government and exist to provide services for its citizens.

**Real Gross Domestic Product (GDP) Growth Rate** - the rate of change that GDP at basic prices (amount receivable by the producer exclusive of taxes and inclusive of subsidies on products) changes/grows from one year to another after removing price effect. GDP is the aggregate money value of all goods and services produced within a country out of economic activity during a specified period, usually a year, before provision for the consumption of fixed capital.

**Registered unemployed and in-employment at EIC** - Only those persons who actively and continuously maintain their registration at EIC are included as registered. The live register comprise of new registrants, re-registrants and those maintaining their registration.

**Reported** - jobseekers who are maintaining their names on the live register of the National Employment Department.

**Re-registrants** - those who have ceased registration for a period not exceeding two years, and come back to be re-admitted on the live register. If the break is more than two years then the case will be considered as a new one.

**Trainee Engineer Scheme** – Government announced a special scheme in the Budget Programme 2016 – 2017. The scheme aimed at providing practical training for graduates in Engineering in order to enable

them to qualify for registration with the Council of Registered Professional Engineers (CRPE) of Mauritius and to operate as full-fledged Engineers.

***Unemployment (Continuous Multi-Purpose Household Survey)*** - unemployment population comprise all Mauritians aged 16+ who are not working but who are looking for work and are available for work during the reference period.

***Unemployed registered jobseekers at EIC*** - jobseekers aged 16 years and above registered as unemployed at EIC who are without work, currently available for work and actively seeking for work limited to Mauritian citizen residing in Mauritius and Rodrigues Island.

***Unemployment rate*** - unemployment rate is the ratio (%) of unemployment to labour force.

***Vacancy*** - a position in an enterprise that is vacant and a call for suitable candidate is being made.

***Valid work permit*** - The non-citizens (Employment Restriction) Act 1973, stipulates that a non-citizen shall not engage in any occupation in Mauritius for reward or profit or be employed in Mauritius unless there is in force in relation to him a valid permit and he engages in the occupation, or is employed in accordance with any condition which may be specified in the permit. The Act also stipulates that “no person shall have a non-citizen in his employment in Mauritius without there being in force a valid permit in relation to that employment.”

***Work Permit*** - a legal document authorising a person under certain conditions to take employment in Mauritius.

***Workfare Programme*** - The Workfare Programme (WP) was initiated by Government to protect laid off workers in the difficult phase of their lives by providing them financial relief and assistance in terms of job placement, training /re-skilling and starting up a business. It has been incorporated in the new Labour Laws under the Employment Rights Act 2008 and became effective following proclamation of the Act on 02 February 2009.

***Youth Employment Programme (YEP)*** - a programme which started in 2013 for unemployed youth aged between 16 and 35 years and provides them with training and placement in an enterprise for an initial period of one year with the possibility of one additional year of placement with another enterprise. All youth should register first as unemployed at the EIC before applying at YEP.



## **NATIONAL EMPLOYMENT DEPARTMENT**

11<sup>th</sup> Floor, Victoria House,  
C/r St Louis & Barracks Streets,  
Port-Louis

■ Mauritius Jobs  
405 0129  
<https://mauritiusjobs.govmu.org/>

■ Back To Work Programme  
405 0120 / 405 0121  
[www.backtowork.mu](http://www.backtowork.mu)

■ Dual Training Programme  
405 0123  
<https://mauritiusjobs.govmu.org/>

■ Youth Employment Programme  
405 0111 / 36  
405 0185 / 82  
[www.yep.mu](http://www.yep.mu)

■ Labour Market Information System  
405 0126 / 27  
<https://mauritiusjobs.govmu.org/>

■ Trainee Engineer Scheme  
405 0131 / 405 0122  
<https://mauritiusjobs.govmu.org/>